

MOIRABARI COLLEGE



CRITERIA 1: CURRICULAR ASPECTS

1.4 : Feedback System

1.4.1: Feedback analysis report



Moirabari College
Morigaon-782126
Assam

Submitted to

The NAAC for 3rd cycle of Assessment and Accreditation



FEEDBACK SYSTEM
OF
MOIRABARI COLLEGE
MOIRABARI, MORIGAON, ASSAM

The College is situated at Moirabari in Morigaon District of Assam and affiliated with Gauhati University. The College offers various courses like B.Com, B.A. etc. at Under Graduation level. Presently, over 1100 students are studying in the College. The IQAC of the College has been working continuously on quality improvement and the betterment of the student learning experience.

In order to analyze lag areas of the College and scope for improvement, feedback from various stakeholders have been received. The College maintains a well designed feedback procedure. For the purpose of feedback collection, analyses, report etc. a feedback committee has been constituted by the College authority. The feedback committee holds meeting before and after the collection of feedback from various stakeholders periodically i.e. academic session wise.

For assessment of every academic year performance in connection with teaching-learning process, curriculum and other facilities offered by the college etc. the institution applies the following process to collect and analyze the feedbacks:

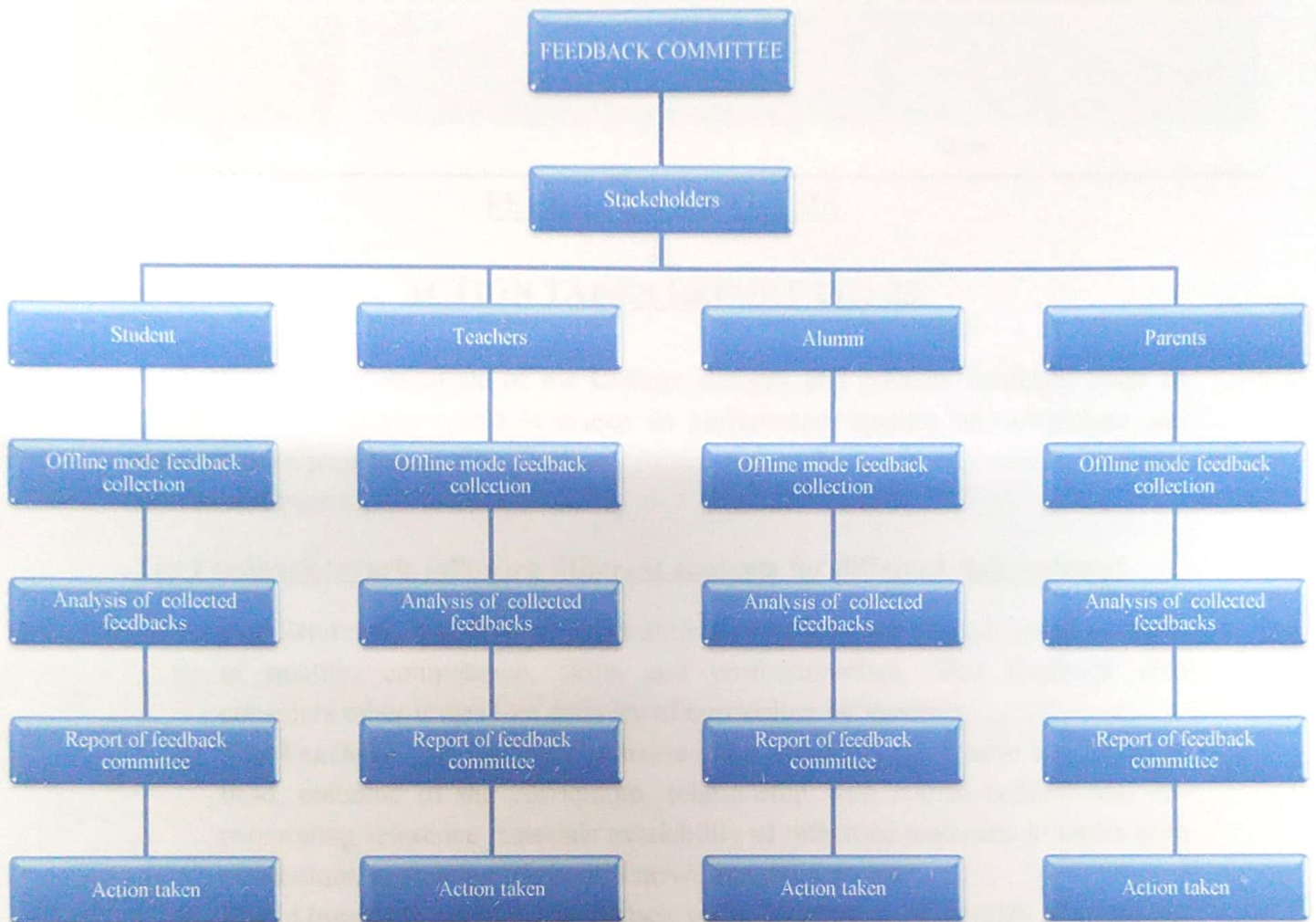
- * The College follows only the offline mode of feedbacks collection from the various stakeholders.

- * For offline feedbacks a list of questions are prepared and distributed the same among the stakeholders in every academic year.

- * Every list of questions contains a five/four points scaling technique viz.- excellent/strongly agree, good/agree, average/disagree, poor/strongly disagree etc.

- * The feedback committee of the college analyzed the collected feedbacks and the reports are communicated to the college authority for action taken.

The above mentioned feedback SYSTEM may be shown through the following chart:





Office of the Coordinator
INTERNAL QUALITY AND ASSURANCE CELL
MOIRABARI COLLEGE
MOIRABARI:MORIGAON:ASSAM



From
Dalil Uddin Ahmed, M.A. M.B.A.(HR)
Coordinator
IQAC, Moirabari College

Ref -IQAC/MC/

Date:

FEEDBACK ANALYSIS
&
ACTION TAKEN REPORT 2022-23

Feedback Committee of the College designs and collects feedback from its stakeholders to monitor and evaluates its performance quality on curriculum and curriculum related issues. The Feedback forms were collected from students, teachers, alumni and parents.

The Feedback targets following different contents for different stakeholders:

1. **For Students**, it addressed curriculum and its learning related issues in terms of quality, competence, skills and professionalism. This feedback also considers other issues like delivery of curriculum by teachers.
2. **For Teachers**, this feedback addressed like suitability the course and its needs base, outcome of the curriculum, relationship with course content and corresponding reference materials availability of reference materials in terms with curriculum, evaluation methods, curriculum delivery etc.
3. **For Alumni**, it aims for responses on adequateness of courses curriculum, sufficiency of syllabus content in context of current professional standards and curriculum design in context of development self directed learning and problem solving approach.
4. **For Parents**, it aims for responses on employability in curriculum design, sufficiency of facilities and efforts taken by in the institution etc.

Co-ordinator
IQAC, Moirabari College

Co-ordinator
IQAC
Moirabari College



Office of the Coordinator
INTERNAL QUALITY AND ASSURANCE CELL
MOIRABARI COLLEGE
MOIRABARI:MORIGAOON:ASSAM

From

Dalil Uddin Ahmed, M.A. M.B.A.(HR)
Coordinator
IQAC, Moirabari College

Ref -IQAC/MC/

Date:

The Feedback collected is analyze and sent to College authority for Action:

Action Taken Report for the session 2022-23

• **Name of Stakeholder: Students**

Feedback	Action Taken	Impact
Strengthening of extra curricular activity.	Formal instructions were circulated to all the faculty members to ensure the conduct of interdependent arts and sports competition.	Department exhibitions, conference inter departmental competition etc. facilitated the expression of varied talents inherent students taking into consideration the individual differences in abilities and aptitudes.

• **Name of Stakeholder: Teachers**

Feedback	Action Taken	Impact
Suggestion for teachers training for greater use of ICT in teaching learning.	Notification was circulated by the college authority to the Co-ordinator of IQAC for organizing small workshops for effective use of ICT by teachers.	Application of newer technology in teaching learning process.

Dalil Uddin Ahmed

Co-ordinator
IQAC, Moirabari College

Co-ordinator
IQAC
Moirabari College



Office of the Coordinator
INTERNAL QUALITY AND ASSURANCE CELL
MOIRABARI COLLEGE
MOIRABARI, MORIGAON, ASSAM

From
Dalil Uddin Ahmed, M.A. M.B.A.(HR)
Coordinator
IQAC, Moirabari College

Ref -IQAC/MC/

Date:

Action Taken Report for the session 2022-23

• **Name of Stakeholder: Alumni**

Feedback	Action Taken	Impact
Suggestion to give more training for competitive exam.	MCQ based assessment conducted regularly for the students.	Better result in competitive entrance exams for higher studies.
To start new innovative courses.	More innovative courses introduced and proposal for new courses by all departments were encouraged.	Innovative inter-disciplinary courses were introduced.

• **Name of Stakeholder: Parents**

Feedback	Action Taken	Impact
Employability, skills may be improved.	Formal instructions were circulated to all the faculty members to organize various vocational and skill training program.	Helped in over all development of students

Dalil Uddin Ahmed

Co-ordinator
IQAC, Moirabari College

Co-ordinator
IQAC
Moirabari College



Office of the Coordinator

INTERNAL QUALITY AND ASSURANCE CELL

MOIRABARI COLLEGE

MOIRABARI:MORIGAON:ASSAM



From

Dalil Uddin Ahmed, M.A. M.B.A.(HR)

Coordinator

IQAC, Moirabari College

Ref -IQAC/MC/

Date:

The Feedback collected is analyze and sent to College authority for Action:

Action Taken Report for the session 2021-22

- Name of Stakeholder: Students**

Feedback	Action Taken	Impact
Need for skill-oriented courses and advance learning modules.	Formal instructions were given to all the departments for introducing Certificate course & skill based activities.	Some Certificate courses are going to be introduced for the coming academic session.

- Name of Stakeholder: Teachers**

Feedback	Action Taken	Impact
Interdisciplinary and collaboration approach must be encouraged among faculties.	Formal instructions were given to the departments and the coordinator of IQAC.	Interdisciplinary activities are promoted by IQAC. Collaborative under MOU research and knowledge transfer has been enhanced in department.

Co-ordinator

IQAC, Moirabari College

Co-ordinator
IQAC
Moirabari College



Office of the Coordinator
INTERNAL QUALITY AND ASSURANCE CELL
MOIRABARI COLLEGE
MOIRABARI, MORIGAON, ASSAM



From

Dalil Uddin Ahmed, M.A. M.B.A.(HR)
Coordinator
IQAC, Moirabari College

Ref -IQAC/MC/

Date:

Action Taken Report for the session 2021-22

• **Name of Stakeholder: Alumni**

Feedback	Action Taken	Impact
Gender awareness programs to be encourage for both girls & boys.	The college authority has given a formal instruction to the conveners of difference Cell of IQAC to organize various types of awareness programs and gender equality.	Difference Cells of IQAC and the NSS Unit of Moirabari College have inculcated such activities towards gender equality.

• **Name of Stakeholder: Parents**

Feedback	Action Taken	Impact
Placement opportunities may be enhanced.	Formal instructions were circulated to the coordinator of IQAC for arranging training and coaching programs.	Various training and coaching programs were organized by different Cells of the IQAC.

Dalil Uddin Ahmed

Co-ordinator
IQAC, Moirabari College

Co-ordinator
IQAC
Moirabari College



Office of the Coordinator
INTERNAL QUALITY AND ASSURANCE CELL
MOIRABARI COLLEGE
MOIRABARI, MORIGAON, ASSAM



From

Dalil Uddin Ahmed, M.A. M.B.A.(HR)
Coordinator
IQAC, Moirabari College

Ref -IQAC/MC/

Date:

The Feedback collected is analyze and sent to College authority for Action:

Action Taken Report for the session 2020-21

• **Name of Stakeholder: Students**

Feedback	Action Taken
The use of ICT and student centric approaches should be initiated.	College authority has taken the initiative to increase the infrastructure for the same.
Need for job-oriented courses.	The college authority has taken initiative to introduce job-oriented courses.

• **Name of Stakeholder: Teachers**

Feedback	Action Taken
Curriculum may be made more flexible value oriented and employable.	Feedback given by the departments of the college during the year were considered as recommendation to be could forward in Academic council meeting of the parent University for implementation.

Dalil Uddin Ahmed
Co-ordinator
IQAC, Moirabari College
Co-ordinator
IQAC
Moirabari College



Office of the Coordinator
INTERNAL QUALITY AND ASSURANCE CELL
MOIRABARI COLLEGE
MOIRABARI, MORIGAON, ASSAM

From

Dalil Uddin Ahmed, M.A. M.B.A.(HR)
Coordinator
IQAC, Moirabari College

Ref -IQAC/MC/

Date:

Action Taken Report for the session 2020-21

• **Name of Stakeholder: Alumni**

Feedback	Action Taken
There needs to be further improvement in the Canteen facility.	The college authority has taken various measures to meet the requirement of the student community along with the faculty and employee of the college.

• **Name of Stakeholder: Parents**

Feedback	Action Taken
Higher student participation in co-curricular activities may be initiated by the college as it will pave the way for an all-round development of student.	Students participated in inter-college events, as encouraged by college administration. College week participation saw a rise in membership from the side of the students.

Dalil Uddin Ahmed

Co-ordinator
IQAC, Moirabari College

Co-ordinator
IQAC
Moirabari College



Office of the Coordinator
INTERNAL QUALITY AND ASSURANCE CELL
MOIRABARI COLLEGE
MOIRABARI:MORIGAON:ASSAM

From

Dalil Uddin Ahmed, M.A. M.B.A.(HR)
Coordinator
IQAC, Moirabari College

Ref -IQAC/MC/

Date:

The Feedback collected is analyze and sent to College authority for Action:

Action Taken Report for the session 2019-20

• **Name of Stakeholder: Students**

Feedback	Action Taken
Need for well-equipped laboratory facilities and hands on practice.	New advanced equipment, addition in number of equipment and hands on training were arranged by Geography and Education departments of the college.

• **Name of Stakeholder: Teachers**

Feedback	Action Taken
Case study system (Field Study) may be introduced under all programs.	Case study/assignment was given to the students to acquire problems solving skills related to their subjects. Particularly UG (B.A. & B.Com) students are assigned with study of environmental issues nearby locations.

Dalil Uddin Ahmed

Co-ordinator
IQAC, Moirabari College

Co-ordinator
IQAC
Moirabari College



Office of the Coordinator
INTERNAL QUALITY AND ASSURANCE CELL
MOIRABARI COLLEGE
MOIRABARI, MORIGAON, ASSAM



From

Dalil Uddin Ahmed, M.A. M.B.A.(HR)
Coordinator
IQAC, Moirabari College

Ref -IQAC/MC/

Date:

Action Taken Report for the session 2019-20

• **Name of Stakeholder: Alumni**

Feedback	Action Taken
The College Authority comes up with strategies to increase Co-curricular activities and involvement of the students.	The college authority encourages the students to participate in various co-curricular events organized by the parent University and also in and around the state. They try to make it feasible for the students to participate without hampering their normal study.

• **Name of Stakeholder: Parents**

Feedback	Action Taken
Hands-on activities and awareness drives may be initiated to spread the idea of entrepreneurship in the student body.	College authorities have taken up the decision to encourage various activities for spreading the idea of entrepreneurship.

Co-ordinator
IQAC, Moirabari College

Co-ordinator
IQAC
Moirabari College



Office of the Coordinator
INTERNAL QUALITY AND ASSURANCE CELL
MOIRABARI COLLEGE
MOIRABARI:MORIGAON:ASSAM

From
Dalil Uddin Ahmed, M.A. M.B.A.(HR)
Coordinator
IQAC, Moirabari College

Ref -IQAC/MC/

Date:

The Feedback collected is analyze and sent to College authority for Action:

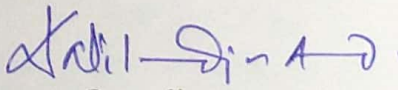
Action Taken Report for the session 2018-19

• **Name of Stakeholder: Students**

Feedback	Action Taken
Need for regular study tours and activities suiting the current trends.	Departments are instructed to hold various types of educational tours and activities suiting the current trends.

• **Name of Stakeholder: Teachers**

Feedback	Action Taken
Moral, Ethical-values and Legal related topics/issues to be incorporated in UG programs in addition to normal curricula.	The running Syllabus of UG Programs encompasses several cross-cutting issues. Hence, the college authority instructed the HODs' of the departments to arrange several types of awareness lectures on self-defense, constitutional rights, moral, ethical-values etc.


Co-ordinator
IQAC, Moirabari College
Co-ordinator
IQAC
Moirabari College



Office of the Coordinator
INTERNAL QUALITY AND ASSURANCE CELL
MOIRABARI COLLEGE
MOIRABARI:MORIGAON:ASSAM



From

Dalil Uddin Ahmed, M.A. M.B.A.(HR)
Coordinator
IQAC, Moirabari College

Ref -IQAC/MC/

Date:

Action Taken Report for the session 2018-19

• **Name of Stakeholder: Alumni**

Feedback	Action Taken
Alumni members may be invited for more involvement in various community related activities organize by the college.	Prestigious alumni were invited for their involvement in various community based activities done by the college and to deliver their motivational lectures.

• **Name of Stakeholder: Parents**

Feedback	Action Taken
Monitoring system of students may be improved.	Formal instructions were circulated to faculty members to improve the monitoring system of students rapidly.

Dalil Uddin Ahmed

Co-ordinator
IQAC, Moirabari College

Co-ordinator
IQAC
Moirabari College



Office of the Coordinator
INTERNAL QUALITY AND ASSURANCE CELL
MOIRABARI COLLEGE
MOIRABARI: MORIGAON: ASSAM

From

Dalil Uddin Ahmed, M.A. M.B.A.(HR)
Coordinator
IQAC, Moirabari College

Ref -IQAC/MC/

Date:

Feedback from Students on Curriculum and Faculty Performance
and Its

Analysis Report: Academic Session 2022-23

We, the members of the Feedback Committee, are collecting feedback from our students personally. We have designed a special feedback form on curriculum development and faculty performance. The year wise analysis of student feedback on the curriculum is presented below.

Academic Year	Semester	Type/Branch	Total nos. of Students
2022-23	1st, 3rd, 5th	Curriculum/Faculty Performance	600

Tabular Analysis (Curriculum)

Q. No. /Sl. No	Parameters/Nature of Questions	Opinion/Rating of Students in Percentage				% of response
		Excellent	Good	Average	Poor	
1	Rate the flow and sequences of contents of the subject.	25%	50%	2%	0%	77
2	Rate the usefulness of subjects for higher studies.	50%	41.67%	5%	2%	98.67
3	Rate the size of syllabus in terms of the load of the students.	50%	30%	5%	1%	86
4	Whether syllabus covers the present requirements.	30%	25%	10%	5%	70
5	Employment opportunity after completing the course.	30%	50%	6%	0.33%	86.33
6	Course applicability/relevance to real life situation.	41.67%	30%	10%	0.33%	82
7	Learning value in terms of skills, concepts, knowledge and analytical abilities.	25%	50%	2%	1%	78
8	Rate the objectives stated for each of the course.	50%	25%	2%	10%	87
Average rating		37.71	37.71	5.25	2.46	83.13

We have received feedback from 600 nos. of students through offline process on curriculum. Average rating of student feedback responses found to be at 83.13%. Percentage of no response is 16.87.

From the above Tabular Analysis of feedback it can be seen that more than 75% of students are rating the curriculum as Excellent and Good. From the above it is also noticed that about 7% of students rating the curriculum as Average and Poor.


Tabular Analysis (Faculty Performance)

Q. No. /Sl. No.	Parameters/Nature of Questions	Opinion/Rating of Students in Percentage				% Of response
		Excellent	Good	Average	Poor	
1	The Teacher is punctual to the class.	70%	25%	1%	1%	97
2	The Teacher processes deep knowledge of the subject taught.	50%	25%	10%	5%	90
3	The Teacher engages the class for full duration and completes syllabus of the course in time.	56.67%	10%	5%	0.33%	72
4	The Teacher communicates clearly.	70%	25%	1%	2%	98
5	The Teacher arranges class test, Group discussion, assignment, seminars in scheduled time.	70%	25%	2%	1%	98
6	Percentage of student attendance in the class of the teacher who is being evaluated.	41.67%	25%	10%	1%	77.67
7	The Teacher makes alternate arrangement of class in his/her absence.	50%	30%	1%	0%	81
8	The Teacher provides guidance/counseling in academic & non-academic matters in and outside the class.	30%	25%	5%	0.33%	60.33
Average rating		54.79	23.75	4.38	1.33	84.25

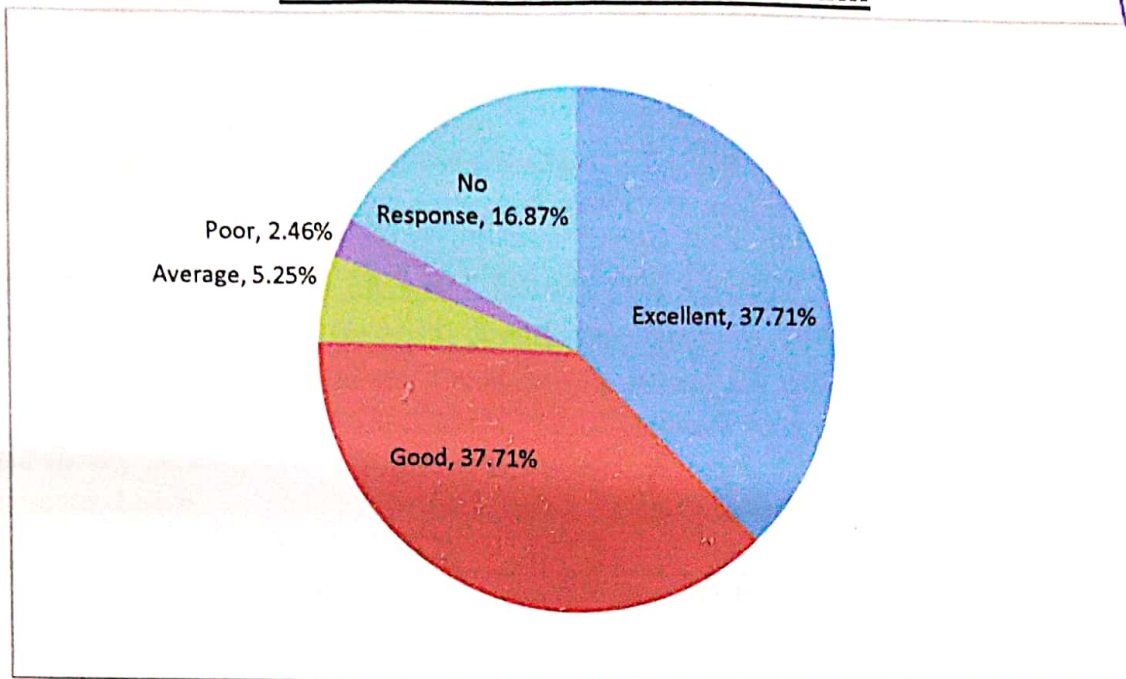
We have received feedback from 600 nos. of students through offline process on faculty performance. Average rating of student feedback responses found to be at 84.25%. Percentage of no response is 15.75.

From the above Tabular Analysis of feedback it can be seen that more than 78% of students are rating the faculty performance as Excellent and Good. From the above it is also noticed that about 5% of students rating the faculty performance as Average and Poor.

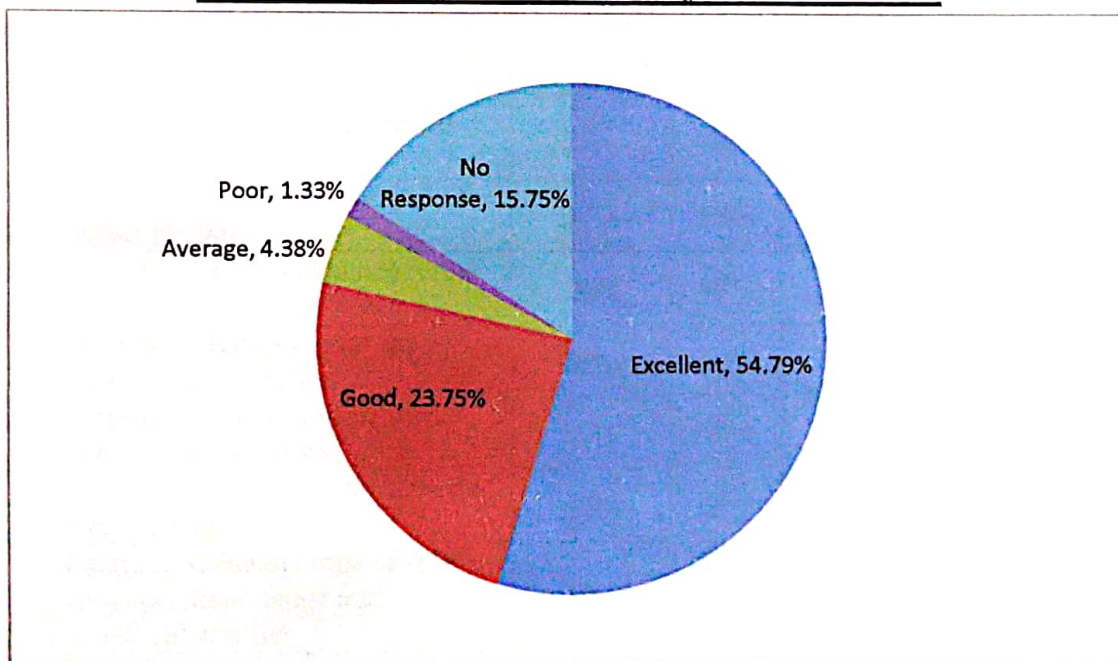
The **PIE CHART** below shows the result of the Tabular Analysis of Students feedback on curriculum & faculty performance in format of average rating given on the parameters/particulars mentioned in the feedback form.



Student feedback on Curriculum



Student feedback on Faculty Performance




Handwritten signature

Co-ordinator
IQAC, Moirabari College
Co-ordinator |
IQAC
Moirabari College



Office of the Coordinator
INTERNAL QUALITY AND ASSURANCE CELL
MOIRABARI COLLEGE
MOIRABARI:MORIGAON:ASSAM



From
 Dalil Uddin Ahmed, M.A. M.B.A.(HR)
 Coordinator
 IQAC, Moirabari College

Ref -IQAC/MC/

Date:

Feedback from Students on Curriculum and Faculty Performance and Its Analysis Report: Academic Session 2021-22

We, the members of the Feedback Committee, are collecting feedback from our students personally. We have designed a special feedback form on curriculum development and faculty performance. The year wise analysis of student feedback on the curriculum is presented below.

Academic Year	Semester	Type/Branch	Total nos. of Students
2021-22	2nd, 4th, 6th	Curriculum/Faculty Performance	500

Tabular Analysis (Curriculum)

Q. No. /Sl. No.	Parameters/Nature of Questions	Opinion/Rating of Students in Percentage				% of response
		Excellent	Good	Average	Poor	
1	Rate the flow and sequences of contents of the subject.	50%	40%	4%	2%	96
2	Rate the usefulness of subjects for higher studies.	30%	50%	10%	4%	94
3	Rate the size of syllabus in terms of the load of the students.	50%	40%	8%	2%	100
4	Whether syllabus covers the present requirements.	50%	30%	6%	10%	96
5	Employment opportunity after completing the course.	30%	40%	20%	2%	92
6	Course applicability/relevance to real life situation.	40%	50%	2%	2%	94
7	Learning value in terms of skills, concepts, knowledge and analytical abilities.	30%	50%	2%	2%	84
8	Rate the objectives stated for each of the course.	50%	30%	10%	8%	98
Average rating		41.25	41.25	7.75	4	94.25

We have received feedback from 500 nos. of students of 2nd, 4th & 6th through offline process on curriculum. Average rating of student feedback responses found to be at 94.25%. Percentage of no response is 5.75.


From the above Tabular Analysis of feedback it can be seen that more than 82% of students are rating the curriculum as Excellent and Good. From the above it is also noticed that about 11% of students rating the curriculum as Average and Poor. The high rating of more than 82% as Excellent and Good displays that the students have a positive opinion about the curricula.

Tabular Analysis (Faculty Performance)

Q. No. /Sl. No.	Parameters/Nature of Questions	Opinion/Rating of Students in Percentage				% Of response
		Excellent	Good	Average	Poor	
1	The Teacher is punctual to the class.	70%	10%	8%	2%	90
2	The Teacher processes deep knowledge of the subject taught.	50%	30%	8%	4%	92
3	The Teacher engages the class for full duration and completes syllabus of the course in time.	70%	10%	2%	0%	82
4	The Teacher communicates clearly.	50%	30%	2%	8%	90
5	The Teacher arranges class test, Group discussion, assignment, seminars in scheduled time.	30%	50%	10%	2%	92
6	Percentage of student attendance in the class of the teacher who is being evaluated.	70%	10%	1.6%	0%	81.6
7	The Teacher makes alternate arrangement of class in his/her absence.	41.6%	50%	8%	0%	99.6
8	The Teacher provides guidance/counseling in academic & non-academic matters in and outside the class.	50%	41.6%	2%	0%	93.6
Average rating		53.95	28.95	5.2	2	90.1

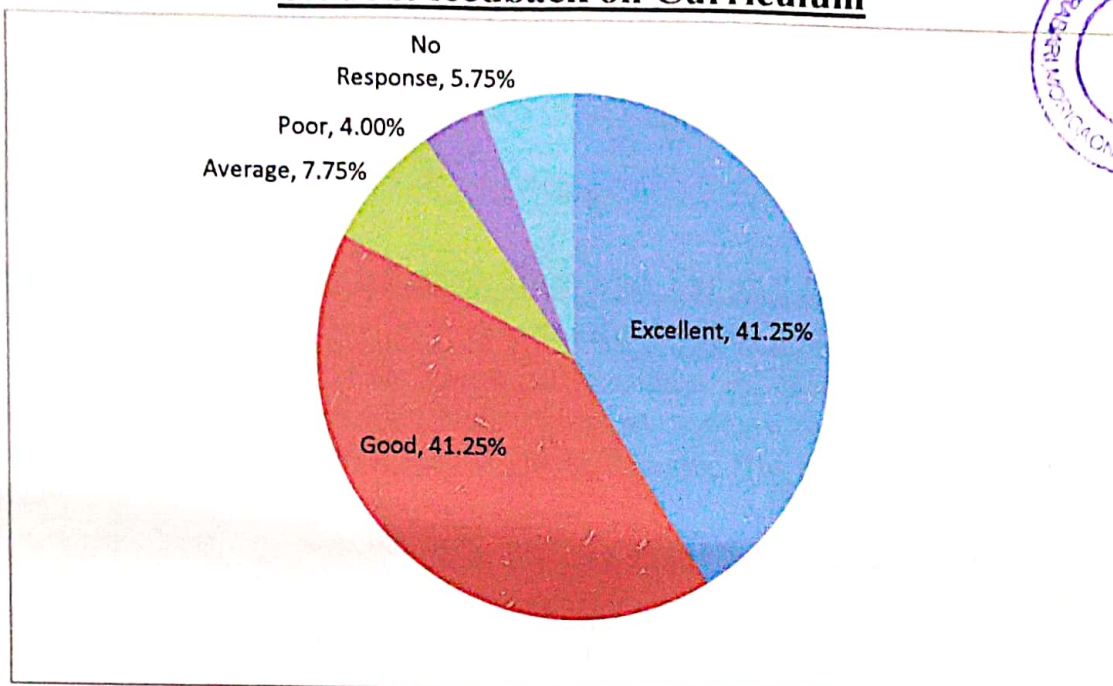
We have received feedback from 500 nos. of students through offline process on faculty performance. Average rating of student feedback responses found to be at 90.1%. Percentage of no response is 9.9.

From the above tabular analysis it is clear that 82% of students rated faculty performance as Excellent & Good. It is noticed that less than 6% of students has rated it as average and 2% of students has rated it as poor.

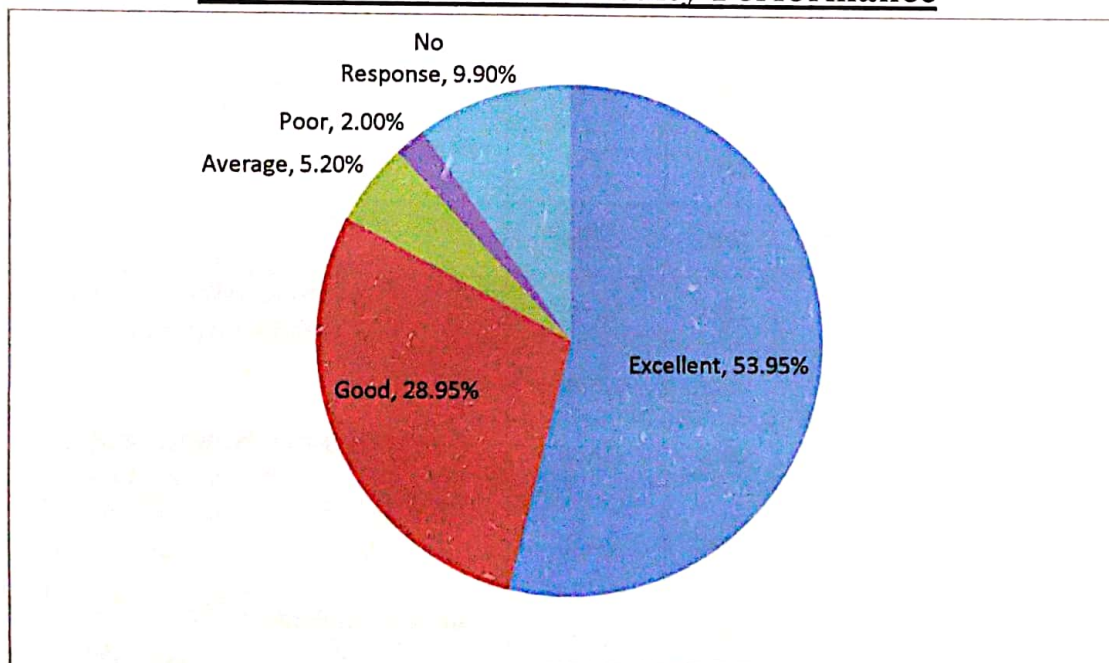

Co-ordinator
IQAC, Moirabari College
Co-ordinator
IQAC
Moirabari College

The **PIE CHART** below shows the result of the Tabular Analysis of Students feedback on curriculum & faculty performance in format of average rating given on the parameters/particulars mentioned in the feedback form.

Student feedback on Curriculum



Student feedback on Faculty Performance



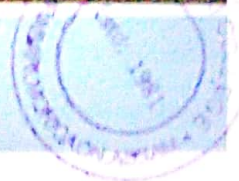
Kali - Dina - A - D.

Co-ordinator
IQAC, Moirabari College
Co-ordinator |
IQAC
Moirabari College



Office of the Coordinator
INTERNAL QUALITY AND ASSURANCE CELL
MOIRABARI COLLEGE
MOIRABARI, MORIGAON, ASSAM

From
 Dalil Uddin Ahmed, M.A. M.B.A.(HR)
 Coordinator
 IQAC, Moirabari College



Ref -IQAC/MC/

Date:

Feedback from Students on Curriculum and Faculty Performance and Its
Analysis Report: Academic Session 2020-21

We, the members of the Feedback Committee, are collecting feedback from our students personally maintaining Covid-19 protocol. We have designed a special feedback form on curriculum development and faculty performance. The year wise analysis of student feedback on the curriculum is presented below.

Academic Year	Semester	Type/Branch	Total nos. of Students
2020-21	2nd, 4th, 6th	Curriculum/Faculty Performance	60

Tabular Analysis (Curriculum)

Q. No. /Sl. No.	Parameters/Nature of Questions	Opinion/Rating of Students in Percentage				% of response
		Excellent	Good	Average	Poor	
1	Rate the flow and sequences of contents of the subject.	55%	30%	10%	5%	100
2	Rate the usefulness of subjects for higher studies.	55%	40%	5%	0%	100
3	Rate the size of syllabus in terms of the load of the students.	40%	35%	15%	0%	90
4	Whether syllabus covers the present requirements.	60%	25%	5%	0%	90
5	Employment opportunity after completing the course.	40%	30%	10%	5%	85
6	Course applicability/relevance to real life situation.	50%	30%	15%	5%	100
7	Learning value in terms of skills, concepts, knowledge and analytical abilities.	40%	35%	5%	5%	85
8	Rate the objectives stated for each of the course.	35%	50%	5%	5%	95
Average rating		46.87	34.37	8.75	3.13	93.12

We have received feedback from 60 nos. of students of 2nd, 4th & 6th through offline process on curriculum. Average rating of student feedback responses found to be at 93.12%. Percentage of no response is 6.88.

From the above Tabular Analysis of feedback it can be seen that more than 81% of students are rating the curriculum as Excellent and Good. From the above it is also noticed that about 11% of students rating the curriculum as Average and Poor. The high rating of more than 81% as Excellent and Good displays that the students have a positive opinion about the curricula.

Tabular Analysis (Faculty Performance)

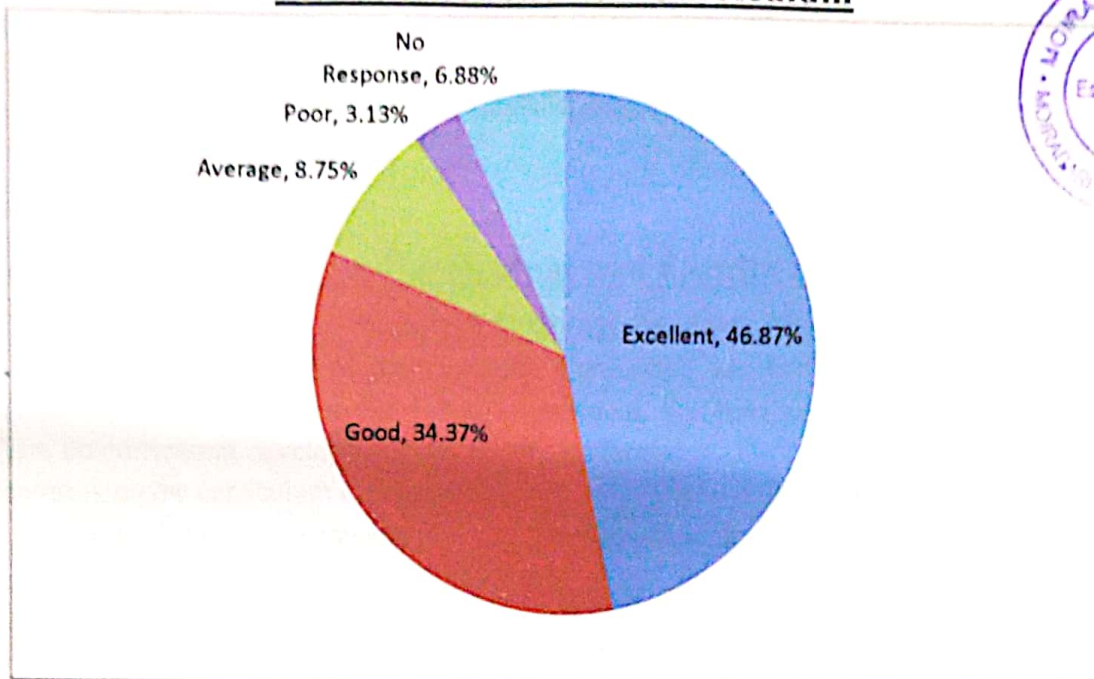
Q. No. /Sl. No.	Parameters/Nature of Questions	Opinion/Rating of Students in Percentage				% Of response
		Excellent	Good	Average	Poor	
1	The Teacher is punctual to the class.	60%	35%	1%	0%	96
2	The Teacher processes deep knowledge of the subject taught.	55%	40%	2%	0%	97
3	The Teacher engages the class for full duration and completes syllabus of the course in time.	50%	35%	5%	5%	95
4	The Teacher communicates clearly.	40%	50%	5%	5%	100
5	The Teacher arranges class test, Group discussion, assignment, seminars in scheduled time.	55%	30%	10%	5%	100
6	Percentage of student attendance in the class of the teacher who is being evaluated.	60%	30%	0%	5%	95
7	The Teacher makes alternate arrangement of class in his/her absence.	55%	30%	10%	5%	100
8	The Teacher provides guidance/counseling in academic & non-academic matters in and outside the class.	40%	40%	5%	0%	85
Average rating		51.87	36.25	4.75	3.13	96

We have received feedback from 60 nos. of students through offline process on faculty performance maintaining the Covid-19 protocol. Average rating of student feedback responses found to be at 96%. Percentage of no response is 4.

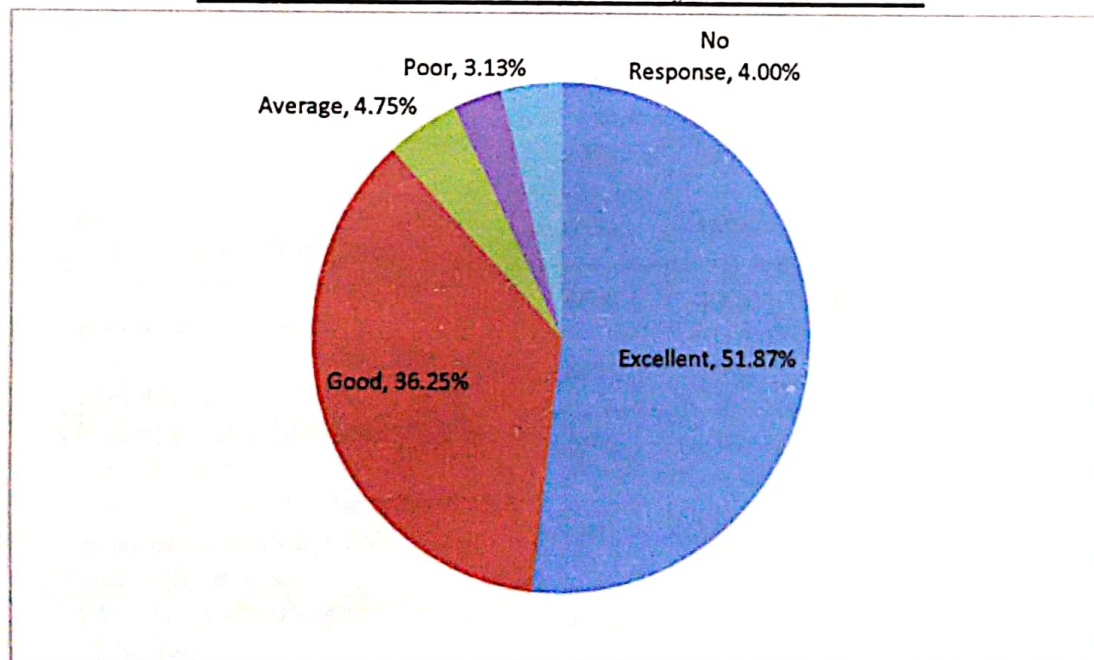
From the above tabular analysis it is clear that more than 88% of students rated faculty performance as Excellent & Good. It is noticed that less than 5% of students has rated it as average and only 3.13% of the respondents has rated it as poor.

The **PIE CHART** below shows the result of the Tabular Analysis of Students feedback on curriculum & faculty performance in format of average rating given on the parameters/particulars mentioned in the feedback form.

Student feedback on Curriculum



Student feedback on Faculty Performance



(Signature)
 Co-ordinator
 IQAC, Moirabari College
 Co-ordinator
 IQAC
 Moirabari College



Office of the Coordinator
INTERNAL QUALITY AND ASSURANCE CELL
MOIRABARI COLLEGE
MOIRABARI:MORIGAON:ASSAM

From
 Dalil Uddin Ahmed, M.A. M.B.A.(HR)
 Coordinator
 IQAC, Moirabari College



Ref -IQAC/MC/

Date:

Feedback from Students on Curriculum and Faculty Performance and Its

Analysis Report: Academic Session 2019-20

We, the members of the Feedback Committee, are collecting feedback from our students personally maintaining Covid-19 protocol. We have designed a special feedback form on curriculum development and faculty performance. The year wise analysis of student feedback on the curriculum is presented below.

Academic Year	Semester	Type/Branch	Total nos. of Students
2019-20	3rd, 5th	Curriculum/Faculty Performance	100

Tabular Analysis (Curriculum)

Q. No. /Sl. No.	Parameters/Nature of Questions	Opinion/Rating of Students in Percentage				% of response
		Excellent	Good	Average	Poor	
1	Rate the flow and sequences of contents of the subject.	45%	40%	3%	1%	89
2	Rate the usefulness of subjects for higher studies.	40%	30%	10%	1%	81
3	Rate the size of syllabus in terms of the load of the students.	45%	45%	3%	4%	97
4	Whether syllabus covers the present requirements.	46%	30%	1%	1%	78
5	Employment opportunity after completing the course.	40%	35%	10%	5%	90
6	Course applicability/relevance to real life situation.	45%	45%	2%	1%	93
7	Learning value in terms of skills, concepts, knowledge and analytical abilities.	35%	30%	10%	2%	77
8	Rate the objectives stated for each of the course.	40%	40%	10%	7%	97
Average rating		42	36.87	6.13	2.75	87.75

We have received feedback from 100 nos. of students of 3rd & 5th through offline process on curriculum. Average rating of student feedback responses found to be at 87.75%. Percentage of no response is 12.25.

The ratings given by the respondents were Excellent- 42%, Good- 36.87, Average- 6.13 & Poor- 2.75 respectively. The rating given by the student more than 78% as Excellent and Good displays that the students have a positive opinion about the curricula.

Tabular Analysis (Faculty Performance)

Q. No. /Sl. No.	Parameters/Nature of Questions	Opinion/Rating of Students in Percentage				% Of response
		Excellent	Good	Average	Poor	
1	The Teacher is punctual to the class.	70%	25%	1%	0%	96
2	The Teacher processes deep knowledge of the subject taught.	76%	17%	1%	1%	95
3	The Teacher engages the class for full duration and completes syllabus of the course in time.	95%	1%	2%	1%	99
4	The Teacher communicates clearly.	80%	6%	3%	0%	89
5	The Teacher arranges class test, Group discussion, assignment, seminars in scheduled time.	80%	15%	2%	0%	97
6	Percentage of student attendance in the class of the teacher who is being evaluated.	85%	5%	2%	5%	97
7	The Teacher makes alternate arrangement of class in his/her absence.	70%	20%	3%	2%	95
8	The Teacher provides guidance/counseling in academic & non-academic matters in and outside the class.	70%	10%	5%	10%	95
Average rating		78.25	12.38	2.37	2.37	95.37

We have received feedback from 100 nos. of students of 3rd & 5th semester through offline process on faculty performance. Average rating of student feedback responses found to be at 95.37%. Percentage of no response is 4.63.

The ratings given by the respondents were Excellent- 78.25%, Good- 12.38%, Average- 2.37% & Poor- 2.37% respectively. The rating of more than 90% as Excellent and Good indicates that the students have a positive opinion about the curricula.

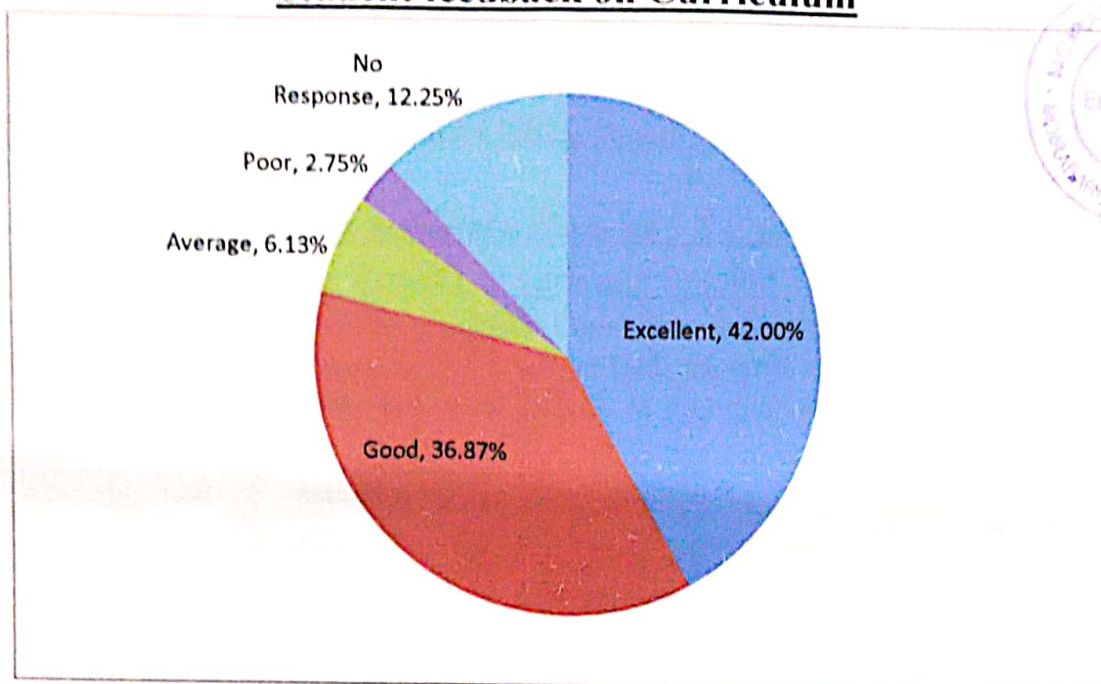


Co-ordinator
IQAC, Moirabari College

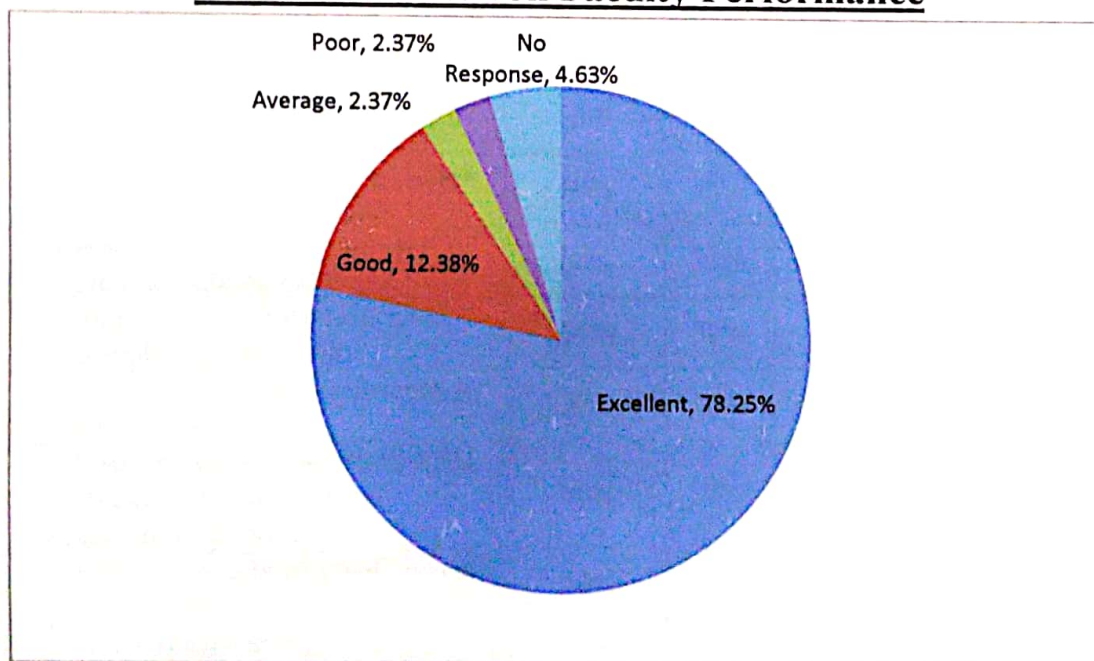
Co-ordinator
IQAC
Moirabari College

The **PIE CHART** below shows the result of the Tabular Analysis of Students feedback on curriculum & faculty performance in format of average rating given on the parameters/particulars mentioned in the feedback form.

Student feedback on Curriculum



Student feedback on Faculty Performance



Kali Singh AD.
 Co-ordinator
 IQAC, Moirabari College
 Co-ordinator
 IQAC
 Moirabari College



Office of the Coordinator
INTERNAL QUALITY AND ASSURANCE CELL
MOIRABARI COLLEGE
MOIRABARI:MORIGAON:ASSAM



From
 Dalil Uddin Ahmed, M.A. M.B.A.(HR)
 Coordinator
 IQAC, Moirabari College

Ref -IQAC/MC/

Date:

**Feedback from Students on Curriculum and Faculty Performance and Its
 Analysis Report: Academic Session 2018-19**

We, the members of the Feedback Committee, are collecting feedback from our students personally. We have designed a special feedback form on curriculum development and faculty performance. The year wise analysis of student feedback on the curriculum is presented below.

Academic Year	Semester	Type/Branch	Total nos. of Students
2018-19	2nd, 4th, 6th	Curriculum/Faculty Performance	400

Tabular Analysis (Curriculum)

Q. No. /Sl. No.	Parameters/Nature of Questions	Opinion/Rating of Students in Percentage				% of response
		Excellent	Good	Average	Poor	
1	Rate the flow and sequences of contents of the subject.	40%	50%	0.75%	0.25%	91
2	Rate the usefulness of subjects for higher studies.	50%	30%	10%	0.5%	90.5
3	Rate the size of syllabus in terms of the load of the students.	50%	30%	10%	0.75%	90.75
4	Whether syllabus covers the present requirements.	30%	25%	25%	0.5%	80.5
5	Employment opportunity after completing the course.	50%	30%	10%	1%	91
6	Course applicability/relevance to real life situation.	30%	50%	5%	1%	86
7	Learning value in terms of skills, concepts, knowledge and analytical abilities.	30%	30%	10%	2%	72
8	Rate the objectives stated for each of the course.	50%	30%	0.25%	2%	82.25
Average rating		41.25	34.37	8.88	1	85.5

We have received feedback from 400 nos. of students of 2nd, 4th, & 6th through offline process on curriculum. Average rating of student feedback responses found to be at 85.5%. Percentage of no response is 14.5.

The ratings given by the respondents were Excellent- 41.25%, Good- 34.37%, Average- 8.88% & Poor- 1% respectively. The rating of more than 75% as Excellent and Good displays that the students have a positive opinion about the curricula.

Tabular Analysis (Faculty Performance)

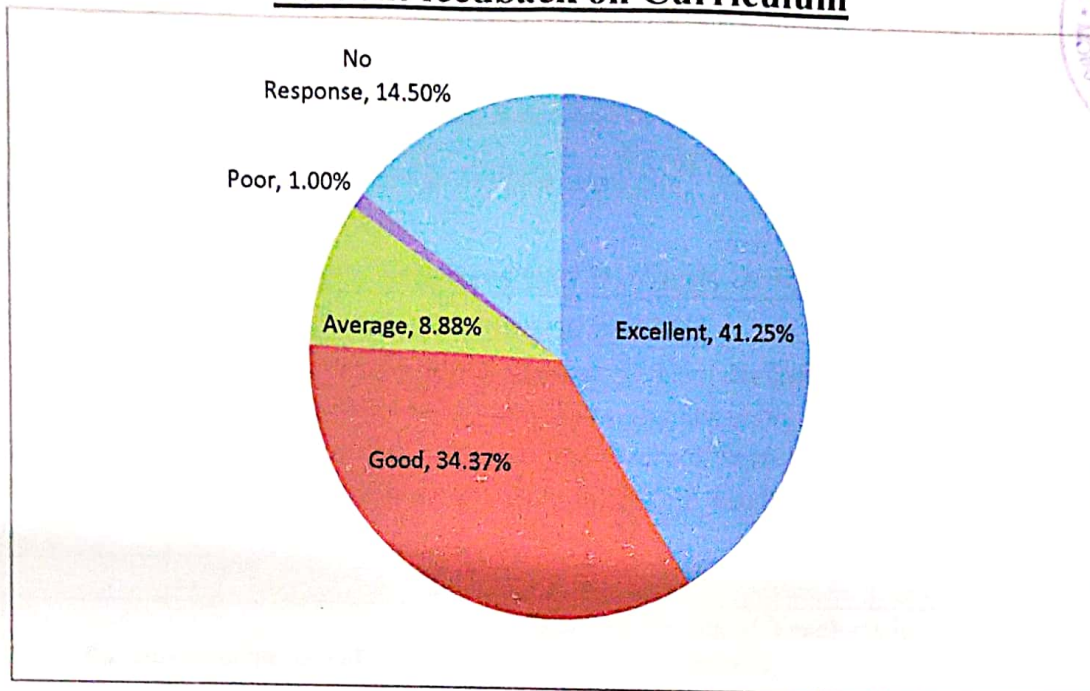
Q. No.	Parameters/Nature of Questions	Opinion/Rating of Students in Percentage				% Of response
		Excellent	Good	Average	Poor	
1	The Teacher is punctual to the class.	50%	30%	10%	1%	91
2	The Teacher processes deep knowledge of the subject taught.	30%	50%	10%	2%	92
3	The Teacher engages the class for full duration and completes syllabus of the course in time.	50%	30%	5%	0.5%	85.5
4	The Teacher communicates clearly.	25%	50%	2%	5%	82
5	The Teacher arranges class test, Group discussion, assignment, seminars in scheduled time.	25%	50%	2%	0%	77
6	Percentage of student attendance in the class of the teacher who is being evaluated.	30%	30%	10%	10%	80
7	The Teacher makes alternate arrangement of class in his/her absence.	25%	25%	10%	0.5%	60.5
8	The Teacher provides guidance/counseling in academic & non-academic matters in and outside the class.	50%	25%	25%	0%	100
Average rating		35.62	36.25	9.25	2.38	83.5

We have received feedback from 400 nos. of students of 2nd, 4th, & 6th semester through offline process on faculty performance. Average rating of student feedback responses found to be at 83.5%. Percentage of no response is 16.5.

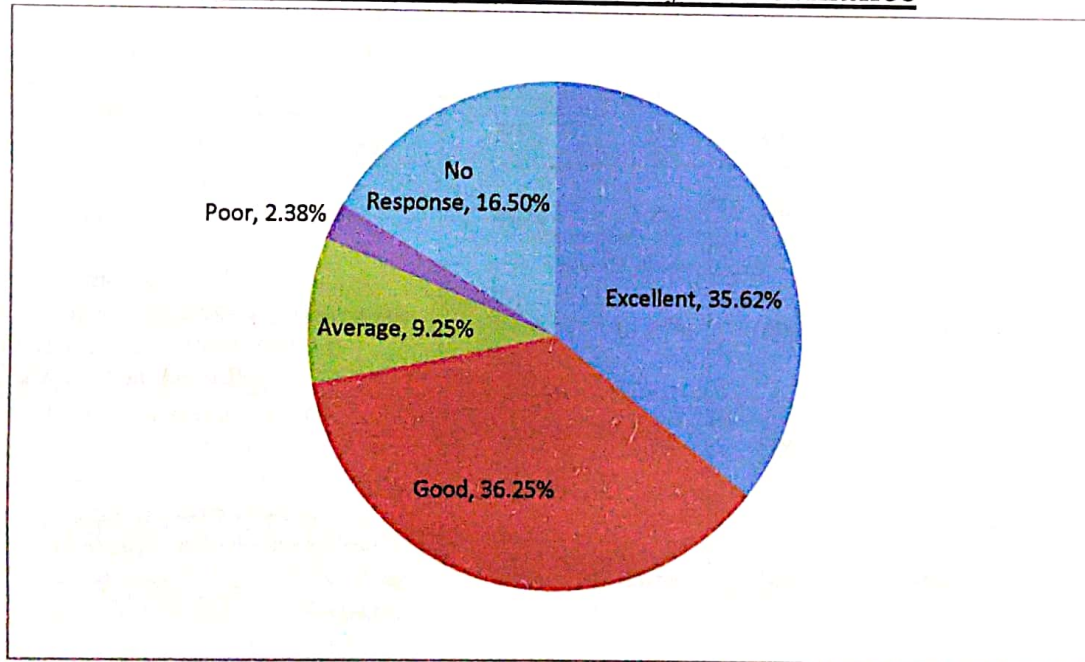
The ratings given by the respondents were Excellent- 35.62%, Good- 36.25%, Average- 9.25% & Poor- 2.38% respectively. As per the feedback data students are satisfied with faculty performance.

The **PIE CHART** below shows the result of the Tabular Analysis of Students feedback on curriculum & faculty performance in format of average rating given on the parameters/particulars mentioned in the feedback form.

Student feedback on Curriculum



Student feedback on Faculty Performance




Kali Singh A.D.
Co-ordinator
IQAC, Moirabari College

Co-ordinator |
IQAC
Moirabari College



Office of the Coordinator
INTERNAL QUALITY AND ASSURANCE CELL
MOIRABARI COLLEGE
MOIRABARI:MORIGAOON:ASSAM



From
 Dalil Uddin Ahmed, M.A. M.B.A.(HR)
 Coordinator
 IQAC, Moirabari College

Ref -IQAC/MC/

Date:

Feedback from Teachers and Its Analysis Report:

Academic Session 2022-23

We, the members of the Feedback Committee, have designed general feedback form for the Faculty Members which includes eight (8) parameters about the curriculum along with some academic related matters. We are collecting feedback from the teachers of the College individually. We have collected feedback from thirty (30) teachers in the academic session 2022-23.

Tabular Analysis

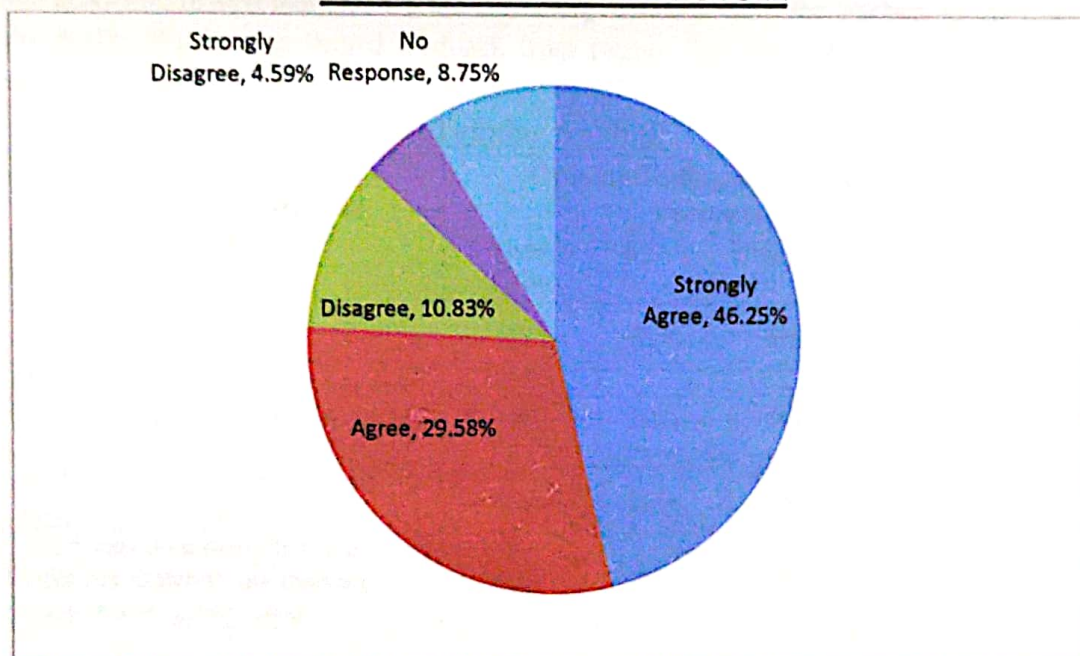
Q. No.	Parameters/Nature of Questions	Opinion/Rating of Teachers in Percentage				% of response
		Strongly Agree	Agree	Disagree	Strongly Disagree	
1	Syllabus is need based and suitable to the course	40%	50%	6.67%	3.33%	100
2	Aims and objectives of the syllabi are well defined and clear to teacher and students	50%	30%	10%	0%	90
3	Sufficient number of prescribed books are available in the library	30%	20%	20%	10%	80
4	The books prescribed /listed as reference materials are relevant, updated and appropriated	60%	30%	10%	0%	100
5	Infrastructural facilities, such as teachers rooms/carrels, class rooms, reading rooms and toilets are available in the College	40%	26.67%	0%	3.33%	70
6	Tests and Examinations are conducted well in time with proper coverage of all units in the syllabus	60%	10%	20%	10%	100
7	I have the freedom to adopt new techniques/strategies of teaching and testing such as seminars, group discussion, and learner participation.	50%	20%	10%	10%	90
8	The administration is teacher friendly.	40%	50%	10%	0%	100
Average rating		46.25	29.58	10.83	4.59	91.25

We have received feedback from 30 nos. of teachers through offline mode personally. Average rating of teacher feedback responses found to be at 91.25%. Percentage of no response is 8.75.

The ratings given by the faculty members were Strongly Agree- 46.25%, Agree- 29.58%, Disagree- 10.83% & Strongly Disagree- 4.59% respectively. All the faculty members expressed their satisfaction on course design, standard of teaching and mechanism of evaluation and Assessment

The **PIE CHART** below shows the result of the Tabular Analysis of Teachers feedback in format of average rating given on the parameters/particulars mentioned in the feedback form.

TEACHERS' FEEDBACK



Handwritten signature

Co-ordinator
IQAC, Moirabari College

Co-ordinator
IQAC
Moirabari College



Office of the Coordinator
INTERNAL QUALITY AND ASSURANCE CELL
MOIRABARI COLLEGE
MOIRABARI:MORIGAON:ASSAM

From
Dalil Uddin Ahmed, M.A. M.B.A.(HR)
Coordinator
IQAC, Moirabari College



Ref -IQAC/MC/

Date:

Feedback from Teachers and Its Analysis Report:
Academic Session 2021-22

We, the members of the Feedback Committee, have designed general feedback form for the Faculty Members which includes eight (8) parameters about the curriculum along with some academic related matters. We are collecting feedback from the teachers of the College individually. We have collected feedback from twenty five (25) teachers in the academic session 2021-22.

Tabular Analysis

Q. No.	Parameters/Nature of Questions	Opinion/Rating of Teachers in Percentage				% of response
		Strongly Agree	Agree	Disagree	Strongly Disagree	
1	Syllabus is need based and suitable to the course	60%	32%	8%	0%	100
2	Aims and objectives of the syllabi are well defined and clear to teacher and students	48%	32%	8%	8%	96
3	Sufficient number of prescribed books are available in the library	40%	20%	20%	4%	84
4	The books prescribed /listed as reference materials are relevant, updated and appropriated	80%	8%	4%	4%	96
5	Infrastructural facilities, such as teachers rooms/carrels, class rooms, reading rooms and toilets are available in the College	60%	12%	12%	4%	88
6	Tests and Examinations are conducted well in time with proper coverage of all units in the syllabus	68%	12%	8%	4%	92
7	I have the freedom to adopt new techniques/strategies of teaching and testing such as seminars, group discussion, and learner participation.	48%	32%	4%	4%	88
8	The administration is teacher friendly.	60%	30%	4%	4%	98
Average rating		58	22.25	8.5	4	92.75

To get an overall idea on the curriculum and academic related matters the Feedback Committee maintains feedback report from all the faculty members. Feedback forms have

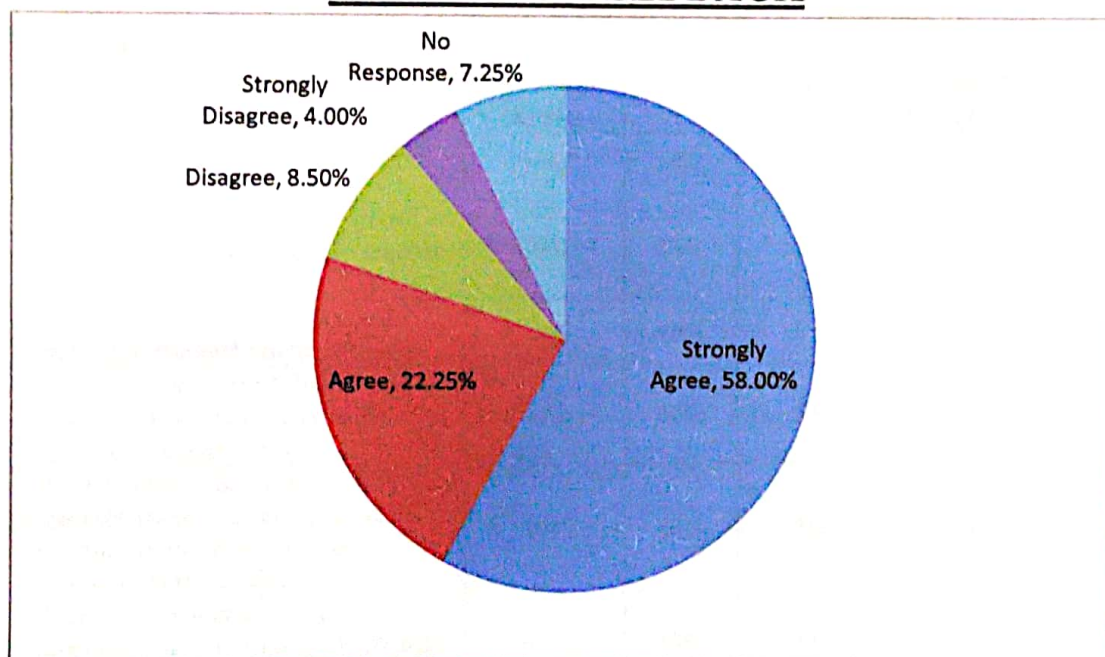
been collected after completion of academic year 2021-22. The analysis is done with special care and attention by considering the opinion given by the teachers.


We have received feedback from 25 nos. of teachers through offline mode personally. Average rating of teacher feedback responses found to be at 92.75%. Percentage of no response is 7.25.

The ratings given by the faculty members were Strongly Agree- 58%, Agree- 22.25%, Disagree- 8.5% & Strongly Disagree- 4% respectively. All the faculty members expressed their satisfaction on course design, standard of teaching and mechanism of evaluation and Assessment

The **PIE CHART** below shows the result of the Tabular Analysis of Teachers feedback in format of average rating given on the parameters/particulars mentioned in the feedback form.

TEACHERS' FEEDBACK




Co-ordinator
IQAC, Moirabari College
Co-ordinator
IQAC
Moirabari College



Office of the Coordinator
INTERNAL QUALITY AND ASSURANCE CELL
MOIRABARI COLLEGE
MOIRABARI:MORIGAON:ASSAM

From

Dalil Uddin Ahmed, M.A. M.B.A.(HR)
Coordinator
IQAC, Moirabari College



Ref -IQAC/MC/

Date:

Feedback from Teachers and Its Analysis Report:

Academic Session 2020-21

We, the members of the Feedback Committee, have designed general feedback form for the Faculty Members which includes eight (8) parameters about the curriculum along with some academic related matters. We are collecting feedback from the teachers of the College individually. We have collected feedback from twenty (20) teachers in the academic session 2020-21.

Tabular Analysis

Q. No.	Parameters/Nature of Questions	Opinion/Rating of Teachers in Percentage				% of response
		Strongly Agree	Agree	Disagree	Strongly Disagree	
1	Syllabus is need based and suitable to the course	70%	15%	10%	5%	100
2	Aims and objectives of the syllabi are well defined and clear to teacher and students	60%	25%	5%	5%	95
3	Sufficient number of prescribed books are available in the library	55%	40%	5%	0%	100
4	The books prescribed /listed as reference materials are relevant, updated and appropriated	40%	50%	5%	0%	95
5	Infrastructural facilities, such as teachers rooms/carrels, class rooms, reading rooms and toilets are available in the College	50%	40%	5%	5%	100
6	Tests and Examinations are conducted well in time with proper coverage of all units in the syllabus	65%	15%	5%	10%	95
7	I have the freedom to adopt new techniques/strategies of teaching and testing such as seminars, group discussion, and learner participation.	60%	30%	5%	0%	95
8	The administration is teacher friendly.	55%	20%	5%	5%	85
Average rating		56.87	29.38	5.62	3.75	95.62

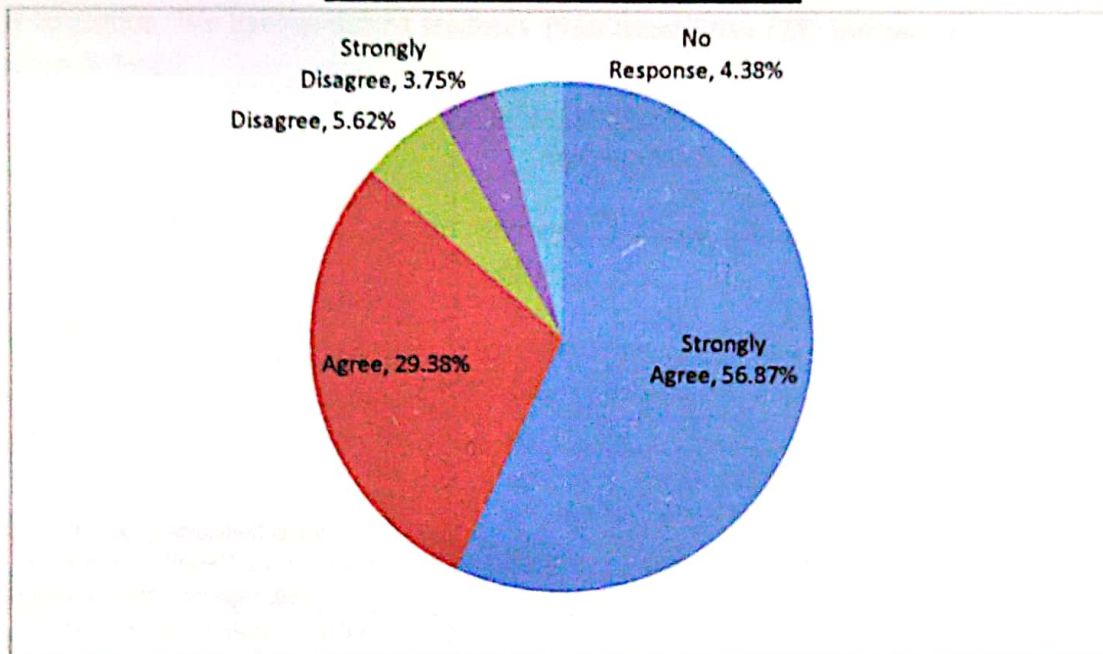
To get an overall idea on the curriculum and academic related matters the Feedback Committee maintains feedback report from all the faculty members. Feedback forms have been collected after completion of academic year 2020-21. The analysis is done with special care and attention by considering the opinion given by the teachers.

We have received feedback from 20 nos. of teachers through offline mode personally. Average rating of teacher feedback responses found to be at 95.62%. Percentage of no response is 4.38.

The ratings given by the faculty members were Strongly Agree- 56.87%, Agree- 29.38%, Disagree- 5.62% & Strongly Disagree- 3.75% respectively. As per the feedback data, teachers are satisfied with course curriculum and other academic related matters.

The **PIE CHART** below shows the result of the Tabular Analysis of Teachers feedback in format of average rating given on the parameters/particulars mentioned in the feedback form.

TEACHERS' FEEDBACK



Julia S. A. D.

Co-ordinator
IQAC, Moirabari College

Co-ordinator
IQAC
Moirabari College



Office of the Coordinator
INTERNAL QUALITY AND ASSURANCE CELL
MOIRABARI COLLEGE
MOIRABARI:MORIGAON:ASSAM

From
 Dalil Uddin Ahmed, M.A. M.B.A.(HR)
 Coordinator
 IQAC, Moirabari College



Ref -IQAC/MC/

Date:

Feedback from Teachers and Its Analysis Report:
Academic Session 2019-20

We, the members of the Feedback Committee, have designed general feedback form for the Faculty Members which includes eight (8) parameters about the curriculum along with some academic related matters. We are collecting feedback from the regular teachers only of the institution. We have collected feedback from twenty five (25) teachers in the academic session 2019-20.

Tabular Analysis

Q. No.	Parameters/Nature of Questions	Opinion/Rating of Teachers in Percentage				% of response
		Strongly Agree	Agree	Disagree	Strongly Disagree	
1	Syllabus is need based and suitable to the course	80%	4%	8%	4%	96
2	Aims and objectives of the syllabi are well defined and clear to teacher and students	68%	12%	8%	4%	92
3	Sufficient number of prescribed books are available in the library	60%	20%	20%	0%	100
4	The books prescribed /listed as reference materials are relevant, updated and appropriated	40%	48%	12%	0%	100
5	Infrastructural facilities, such as teachers rooms/carrels, class rooms, reading rooms and toilets are available in the College	48%	32%	12%	4%	96
6	Tests and Examinations are conducted well in time with proper coverage of all units in the syllabus	40%	40%	4%	4%	88
7	I have the freedom to adopt new techniques/strategies of teaching and testing such as seminars, group discussion, and learner participation.	40%	20%	32	8%	100
8	The administration is teacher friendly.	60%	8%	4%	0%	72
Average rating		54.5	23	12.5	3	93

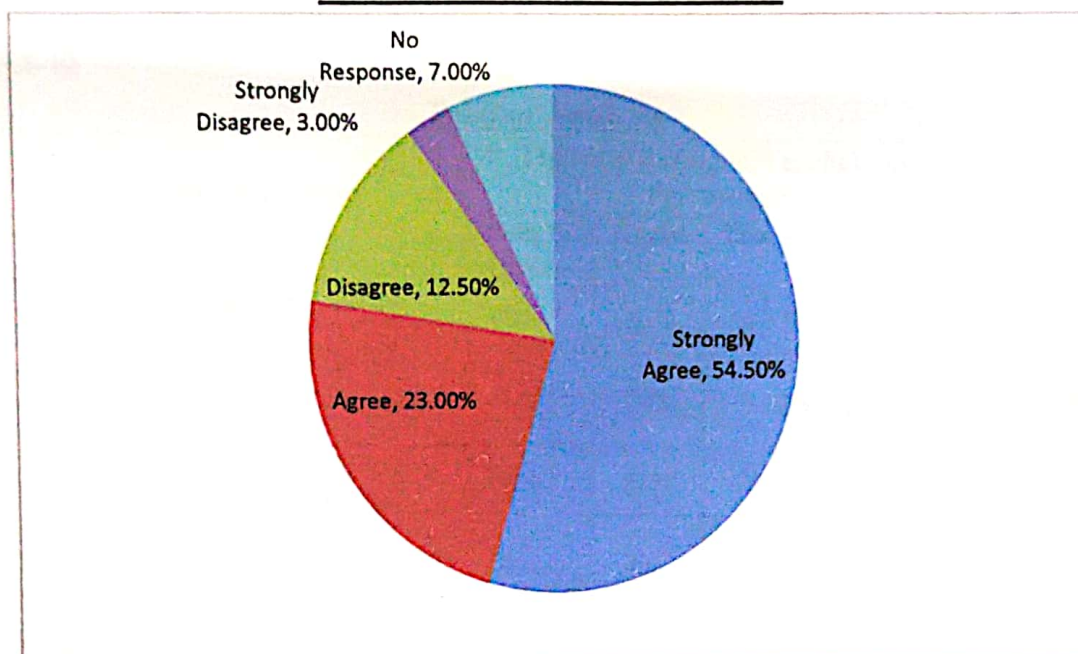
To get an overall idea on the curriculum and academic related matters the Feedback Committee maintains feedback report from all the faculty members. Feedback forms have been collected after completion of academic year 2019-20. The analysis is done with special care and attention by considering the opinion given by the teachers.

We have received feedback from 25 nos. of teachers through offline mode personally. Average rating of teacher feedback responses found to be at 93%. Percentage of no response is 7.

The ratings given by the faculty members were Strongly Agree- 54.5%, Agree- 23%, Disagree- 12.5% & Strongly Disagree- 3% respectively. As per the feedback data, teachers are satisfied with course curriculum and other academic related matters.

The **PIE CHART** below shows the result of the Tabular Analysis of Teachers feedback in format of average rating given on the parameters/particulars mentioned in the feedback form.

TEACHERS' FEEDBACK



[Signature]

Co-ordinator
IQAC, Moirabari College

Co-ordinator
IQAC
Moirabari College



Office of the Coordinator
INTERNAL QUALITY AND ASSURANCE CELL
MOIRABARI COLLEGE
MOIRABARI:MORIGAON:ASSAM

From
Dalil Uddin Ahmed, M.A. M.B.A.(HR)
Coordinator
IQAC, Moirabari College



Ref -IQAC/MC/

Date:

Feedback from Teachers and Its Analysis Report:

Academic Session 2018-19

We, the members of the Feedback Committee, have designed general feedback form for the Faculty Members which includes eight (8) parameters about the curriculum along with some academic related matters. We are collecting feedback from the regular teachers only of the institution. We have collected feedback from thirty (30) teachers in the academic session 2018-19.

Tabular Analysis

Q. No.	Parameters/Nature of Questions	Opinion/Rating of Teachers in Percentage				% of response
		Strongly Agree	Agree	Disagree	Strongly Disagree	
1	Syllabus is need based and suitable to the course	60%	30%	6.67%	3.33%	100
2	Aims and objectives of the syllabi are well defined and clear to teacher and students	50%	30%	3.33%	6.67%	90
3	Sufficient number of prescribed books are available in the library	50%	30%	10%	10%	100
4	The books prescribed /listed as reference materials are relevant, updated and appropriated	30%	40%	10%	10%	90
5	Infrastructural facilities, such as teachers rooms/carrels, class rooms, reading rooms and toilets are available in the College	60%	26.67%	10%	3.33%	100
6	Tests and Examinations are conducted well in time with proper coverage of all units in the syllabus	30%	40%	10%	10%	90
7	I have the freedom to adopt new techniques/strategies of teaching and testing such as seminars, group discussion, and learner participation.	50%	30%	10%	0%	90
8	The administration is teacher friendly.	50%	40%	0%	0%	90
Average rating		47.5	33.33	7.5	5.42	93.75

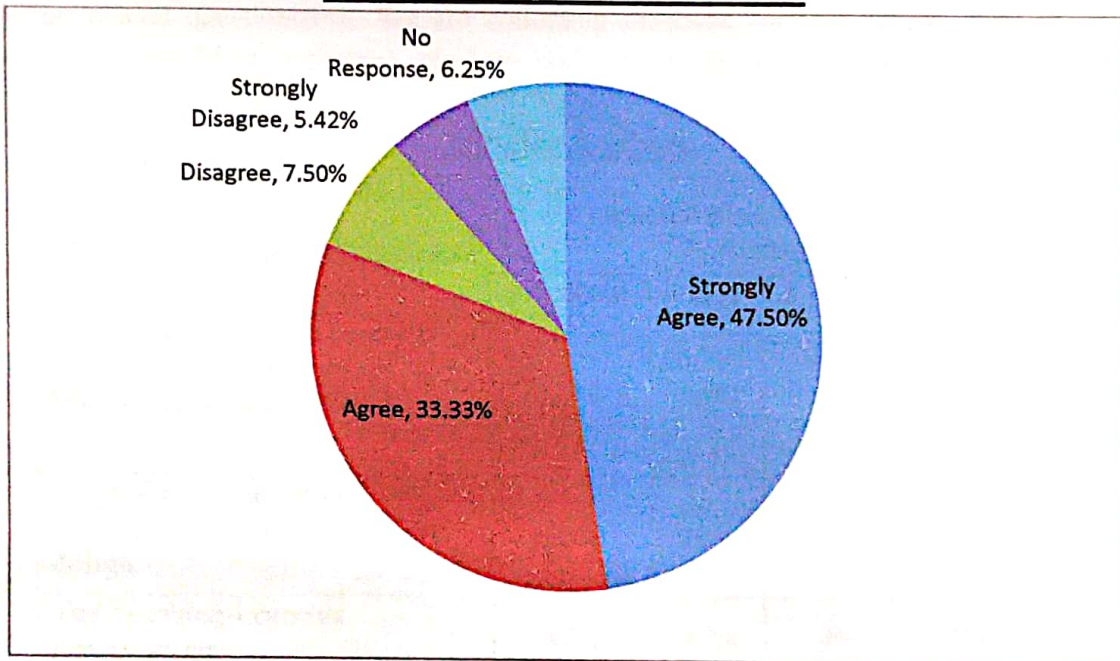
To get an overall idea on the curriculum and academic related matters the Feedback Committee maintains feedback report from all the faculty members. Feedback forms have been collected after completion of academic year 2018-19. The analysis is done with special care and attention by considering the opinion given by the teachers.

We have received feedback from 30 nos. of teachers through offline mode personally. Average rating of teacher feedback responses found to be at 93.75%. Percentage of no response is 6.25.

The ratings given by the faculty members were Strongly Agree- 47.5%, Agree- 33.33%, Disagree- 7.5% & Strongly Disagree- 5.42% respectively. As per the feedback data, teachers are satisfied with course curriculum and other academic related matters.

The **PIE CHART** below shows the result of the Tabular Analysis of Teachers feedback in format of average rating given on the parameters/particulars mentioned in the feedback form.

TEACHERS' FEEDBACK



Atali Singh

Co-ordinator
IQAC, Moirabari College

Co-ordinator
IQAC
Moirabari College



Office of the Coordinator
INTERNAL QUALITY AND ASSURANCE CELL
MOIRABARI COLLEGE
MOIRABARI, MORIGAON, ASSAM

From
Dalil Uddin Ahmed, M.A. M.B.A.(HR)
Coordinator
IQAC, Moirabari College



Ref -IQAC/MC/

Date:

Feedback from Parents and Its Analysis Report:
Academic Session 2022-23

We, the members of the Feedback Committee, have designed general feedback form for the parent which includes eight (8) parameters about the curriculum along with some student related questionnaire. We are collecting feedback form of parents through either Parents-Teacher Meet or student. We have collected feedback from fifty (50) parents in the academic session 2022-23.

Tabular Analysis

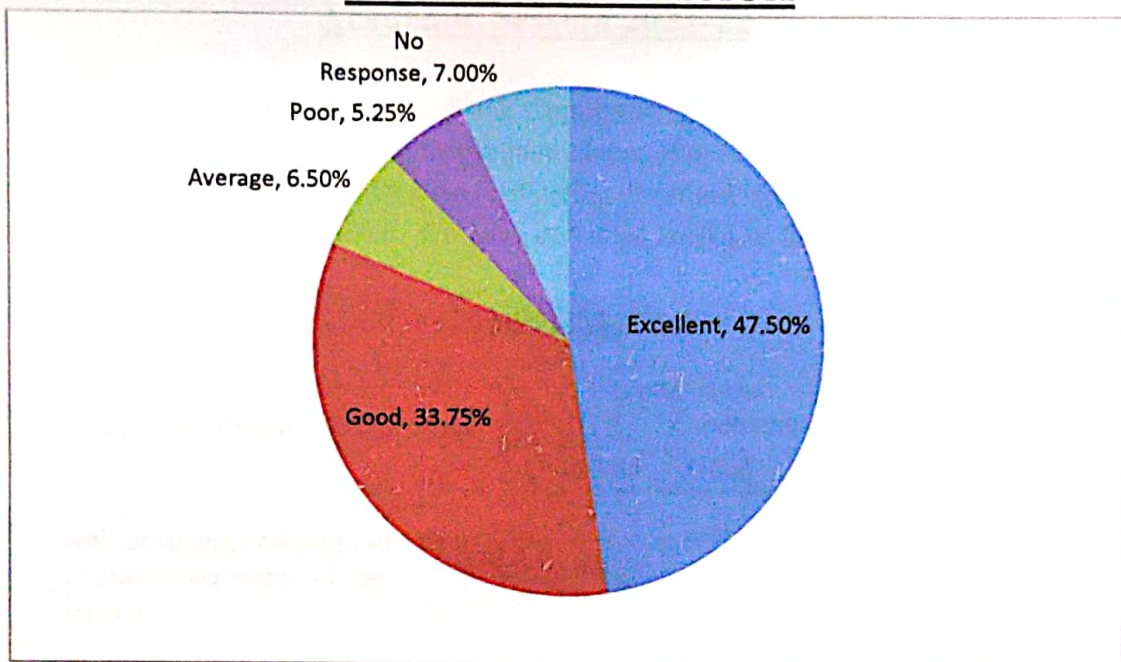
Q. No.	Parameters/Nature of Questions	Opinion/Rating of Parents in Percentage				% of response
		Excellent	Good	Average	Poor	
1	The curriculum of the course is well designed and promotes learning experience of the students	60%	30%	6%	4%	100
2	Proper focus is given on employability in the curriculum design.	50%	30%	10%	10%	100
3	The Teaching-Learning Environment	40%	40%	4%	2%	86
4	System of Monitoring Students' Progress	30%	50%	2%	2%	84
5	Competence & Commitment of Faculty	60%	20%	6%	6%	92
6	Value Based Education	50%	40%	2%	2%	94
7	Discipline practices	40%	20%	20%	10%	90
8	Learning Resources such as Library, Internet, Computer etc.	50%	40%	2%	6%	98
Average rating		47.5	33.75	6.5	5.25	93

We have received feedback from 50 nos. of parents through offline process on curriculum along with other academic related matters. Average rating of parent feedback responses found to be at 93%. Percentage of no response is 7.

From the above Tabular Analysis it is seen that more than 81% parents has rated it as Excellent and Good. The overall feedback from the parents shows that parents are well satisfied with the facilities and efforts taken by in the institution.

The **PIE CHART** below shows the result of the Tabular Analysis of Parents feedback in format of average rating given on the parameters/particulars mentioned in the feedback form.

PARENTS' FEEDBACK



Handwritten signature

Co-ordinator
IQAC, Moirabari College

Co-ordinator
IQAC
Moirabari College



Office of the Coordinator
INTERNAL QUALITY AND ASSURANCE CELL
MOIRABARI COLLEGE
MOIRABARI:MORIGAON:ASSAM

From
Dalil Uddin Ahmed, M.A. M.B.A.(HR)
Coordinator
IQAC, Moirabari College



Ref -IQAC/MC/

Date:

Feedback from Parents and Its Analysis Report:
Academic Session 2021-22

We, the members of the Feedback Committee, have designed general feedback form for the parent which includes eight (8) parameters about the curriculum along with some student related questionnaire. We are collecting feedback form of parents through either Parents-Teacher Meet or student. We have collected feedback from forty (40) parents in the academic session 2021-22.

Tabular Analysis

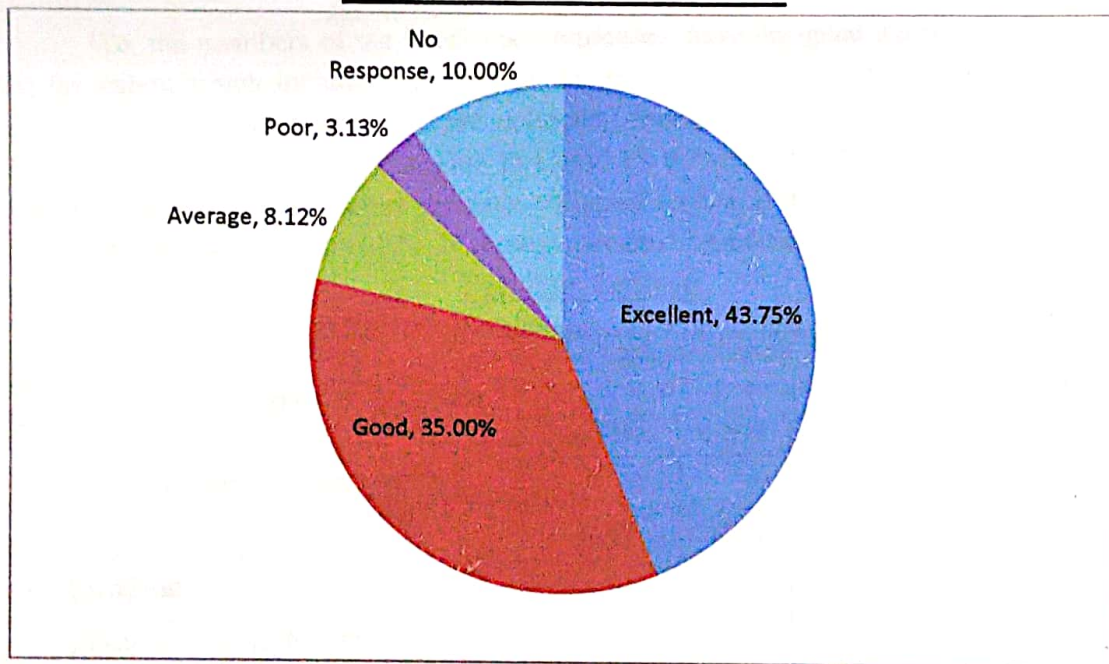
Q. No. /Sl. No.	Parameters/Nature of Questions	Opinion/Rating of Parents in Percentage				% of response
		Excellent	Good	Average	Poor	
1	The curriculum of the course is well designed and promotes learning experience of the students	60%	30%	5%	5%	100
2	Proper focus is given on employability in the curriculum design.	80%	10%	2.5%	2.5%	95
3	The Teaching-Learning Environment	50%	30%	10%	0%	90
4	System of Monitoring Students' Progress	30%	50%	5%	0%	85
5	Competence & Commitment of Faculty	40%	50%	2.5%	2.5%	95
6	Value Based Education	40%	20%	20%	5%	85
7	Discipline practices	30%	60%	0%	0%	90
8	Learning Resources such as Library, Internet, Computer etc.	20%	30%	20%	10%	80
Average rating		43.75	35	8.12	3.13	90


We have received feedback from 40 nos. of parents through offline process on curriculum along with other academic related matters. Average rating of parent feedback responses found to be at 90%. Percentage of no response is 10.

The ratings given by the Parents were Excellent- 43.75%, Good- 35%, Average- 8.12% & Poor- 3.13% respectively. As per the feedback data, parents are satisfied with course curriculum and other academic related matters.

The **PIE CHART** below shows the result of the Tabular Analysis of Parents feedback in format of average rating given on the parameters/particulars mentioned in the feedback form.

PARENTS' FEEDBACK




Co-ordinator
IQAC, Moirabari College
Co-ordinator
IQAC
Moirabari College



Office of the Coordinator
INTERNAL QUALITY AND ASSURANCE CELL
MOIRABARI COLLEGE
MOIRABARI:MORIGAON:ASSAM

From

Dalil Uddin Ahmed, M.A. M.B.A.(HR)
Coordinator
IQAC, Moirabari College

Date:

Ref -IQAC/MC/



Feedback from Parents and Its Analysis Report:

Academic Session 2020-21

We, the members of the Feedback Committee, have designed general feedback form for the parent which includes eight (8) parameters about the curriculum along with some student related questionnaire. We are collecting feedback form of parents through either Parents-Teacher Meet or student. Due to Covid-19 protocol Parents-Teacher meet has not organized in this session, hence we have collected feedback from twenty five (25) parents only in the academic session 2020-21 through personal intimation.

Tabular Analysis

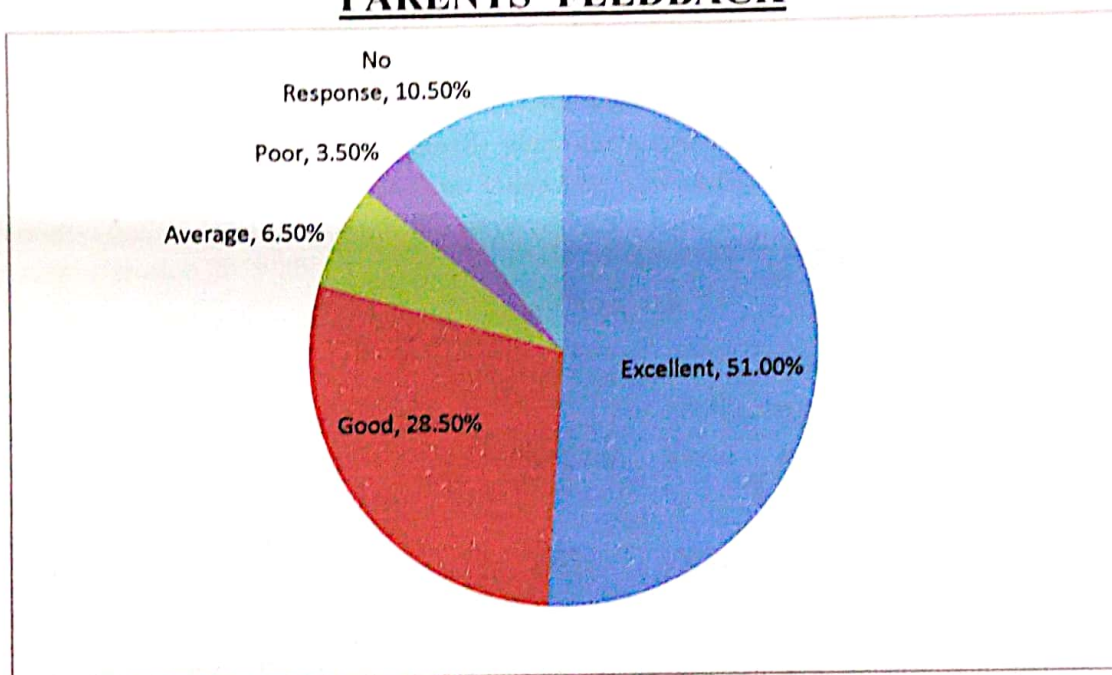
Q. No. /Sl. No.	Parameters/Nature of Questions	Opinion/Rating of Parents in Percentage				% of response
		Excellent	Good	Average	Poor	
1	The curriculum of the course is well designed and promotes learning experience of the students	80%	12%	8%	0%	100
2	Proper focus is given on employability in the curriculum design.	68%	16%	4%	8%	96
3	The Teaching-Learning Environment	40%	32%	8%	4%	84
4	System of Monitoring Students' Progress	60%	20%	12%	8%	100
5	Competence & Commitment of Faculty	60%	16%	4%	0%	80
6	Value Based Education	40%	40%	4%	0%	84
7	Discipline practices	40%	32%	8%	4%	84
8	Learning Resources such as Library, Internet, Computer etc.	20%	60%	4%	4%	88
Average rating		51	28.5	6.5	3.5	89.5


We have received feedback from 25 nos. of parents through offline process on curriculum along with other academic related matters. Average rating of parent feedback responses found to be at 89.5%. Percentage of no response is 10.5.

The ratings given by the Parents were Excellent- 51%, Good- 28.5%, Average- 6.5% & Poor- 3.5% respectively. As per the feedback data, parents are satisfied with course curriculum and other academic related matters.

The **PIE CHART** below shows the result of the Tabular Analysis of Parents feedback in format of average rating given on the parameters/particulars mentioned in the feedback form.

PARENTS' FEEDBACK




Co-ordinator
IQAC, Moirabari College
Co-ordinator
IQAC
Moirabari College



Office of the Coordinator
INTERNAL QUALITY AND ASSURANCE CELL
MOIRABARI COLLEGE
MOIRABARI:MORIGAON:ASSAM

From
 Dalil Uddin Ahmed, M.A. M.B.A.(HR)
 Coordinator
 IQAC, Moirabari College



Ref -IQAC/MC/

Date:

Feedback from Parents and Its Analysis Report:
Academic Session 2019-20

We, the members of the Feedback Committee, have designed general feedback form for the parent which includes eight (8) parameters about the curriculum along with some student related questionnaire. We are collecting feedback form of parents through either Parents-Teacher Meet or student. We have collected feedback from thirty (30) parents in the academic session 2019-20.

Tabular Analysis

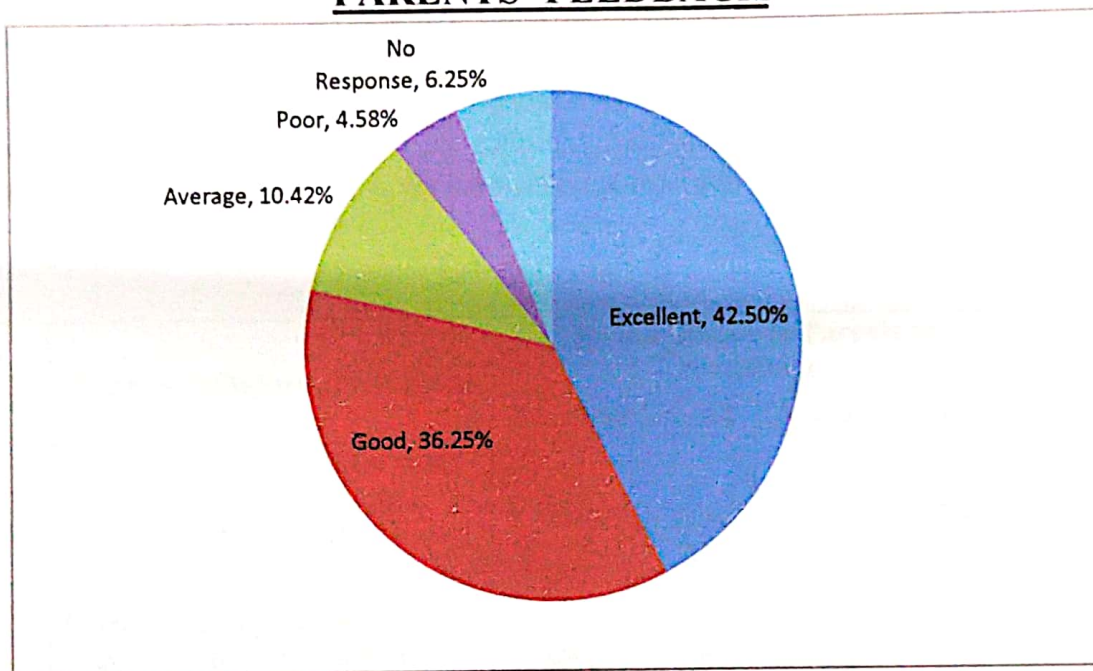
Q. No.	Parameters/Nature of Questions	Opinion/Rating of Parents in Percentage				% of response
		Excellent	Good	Average	Poor	
1	The curriculum of the course is well designed and promotes learning experience of the students	50%	30%	10%	10%	100
2	Proper focus is given on employability in the curriculum design.	30%	50%	6.67%	3.33%	90
3	The Teaching-Learning Environment	50%	40%	10%	0%	100
4	System of Monitoring Students' Progress	30%	40%	10%	10%	90
5	Competence & Commitment of Faculty	60%	30%	10%	0%	100
6	Value Based Education	40%	20%	20%	0%	80
7	Discipline practices	30%	60%	6.67%	3.33%	100
8	Learning Resources such as Library, Internet, Computer etc.	50%	20%	10%	10%	90
Average rating		42.5	36.25	10.42	4.58	93.75

We have received feedback from 30 nos. of parents through offline process on curriculum along with other academic related matters. Average rating of parent feedback responses found to be at 93.75%. Percentage of no response is 6.25.

From the above Tabular Analysis it is seen that more than 78% parents has rated it as Excellent and Good. The overall feedback from the parent shows that parents are well satisfied with the facilities and efforts taken by in the institution.

The **PIE CHART** below shows the result of the Tabular Analysis of Parents feedback in format of average rating given on the parameters/particulars mentioned in the feedback form.

PARENTS' FEEDBACK



Handwritten signature

Co-ordinator
IQAC, Moirabari College

Co-ordinator
IQAC
Moirabari College



Office of the Coordinator
INTERNAL QUALITY AND ASSURANCE CELL
MOIRABARI COLLEGE
MOIRABARI:MORIGAON,ASSAM

From

Dalil Uddin Ahmed, M.A. M.B.A.(HR)
Coordinator
IQAC, Moirabari College

Date

Ref -IQAC/MC/



Feedback from Parents and Its Analysis Report:
Academic Session 2018-19

We, the members of the Feedback Committee, have designed general feedback form for the parent which includes eight (8) parameters about the curriculum along with some student related questionnaire. We are collecting feedback form of parents through either Parents-Teacher Meet or student. We have collected feedback from forty (40) parents only in the academic session 2018-19.

Tabular Analysis

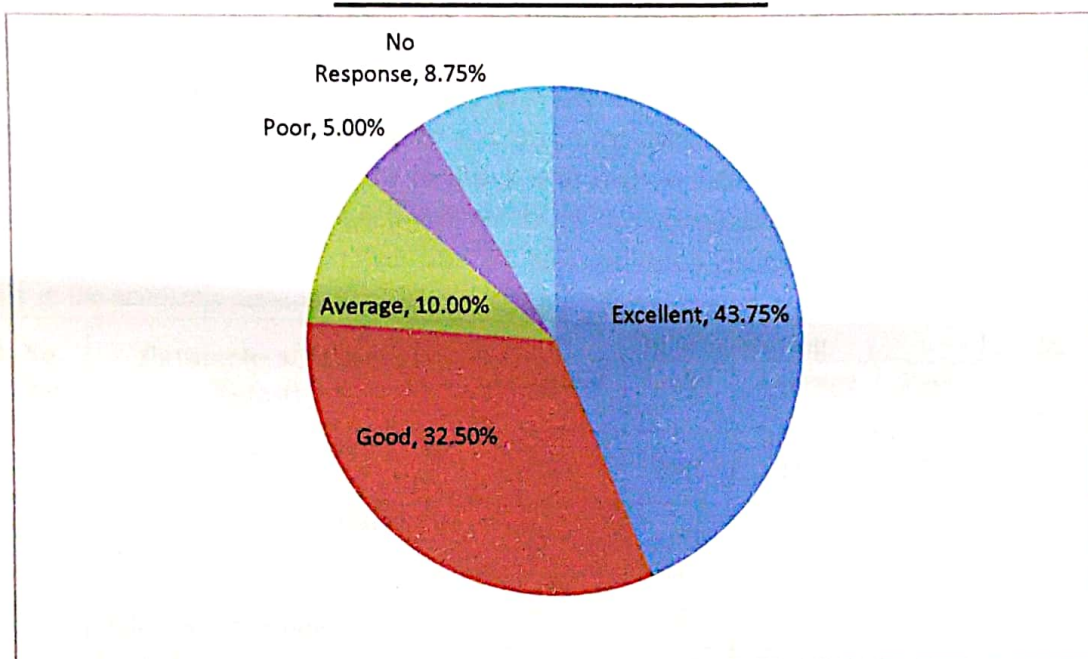
Q. No. /Sl. No.	Parameters/Nature of Questions	Opinion/Rating of Parents in Percentage				% of response
		Excellent	Good	Average	Poor	
1	The curriculum of the course is well designed and promotes learning experience of the students	40%	50%	5%	5%	100
2	Proper focus is given on employability in the curriculum design.	50%	20%	15%	0%	85
3	The Teaching-Learning Environment	30%	50%	5%	10%	95
4	System of Monitoring Students' Progress	40%	40%	10%	10%	100
5	Competence & Commitment of Faculty	30%	30%	15%	5%	80
6	Value Based Education	40%	30%	20%	0%	90
7	Discipline practices	40%	20%	10%	10%	80
8	Learning Resources such as Library, Internet, Computer etc.	80%	20%	0%	0%	100
Average rating		43.75	32.5	10	5	91.25

We have received feedback from 40 nos. of parents through offline process on curriculum along with other academic related matters. Average rating of parent feedback responses found to be at 91.25%. Percentage of no response is 8.75.

The ratings given by the Parents were Excellent- 43.75%, Good- 32.5%, Average- 10% & Poor- 5% respectively. As per the feedback data, parents are satisfied with course curriculum and other academic related matters.

The **PIE CHART** below shows the result of the Tabular Analysis of Parents feedback in format of average rating given on the parameters/particulars mentioned in the feedback form.

PARENTS' FEEDBACK



[Signature]
Co-ordinator
IQAC, Moirabari College
Co-ordinator
IQAC
Moirabari College



Office of the Coordinator
INTERNAL QUALITY AND ASSURANCE CELL
MOIRABARI COLLEGE
MOIRABARI:MORIGAON:ASSAM

From
Dalil Uddin Ahmed, M.A. M.B.A.(HR)
Coordinator
IQAC, Moirabari College

Date:

Ref-IQAC/MC/



Feedback from Alumni and Its Analysis Report:

Academic Session 2022-23

We, the members of the Feedback Committee, have designed general feedback form for the alumni on syllabus and facilities provided by the college annually which includes eight (8) parameters. A well designed and structured questionnaire has been used to collect the responses. The objective of the feedback is to analyze the importance and relevant of the course and curriculum, the functional nature of the course and the influence of campus environment of the College in their life. We have collected feedback from sixty (60) alumni only in the academic session 2022-23.

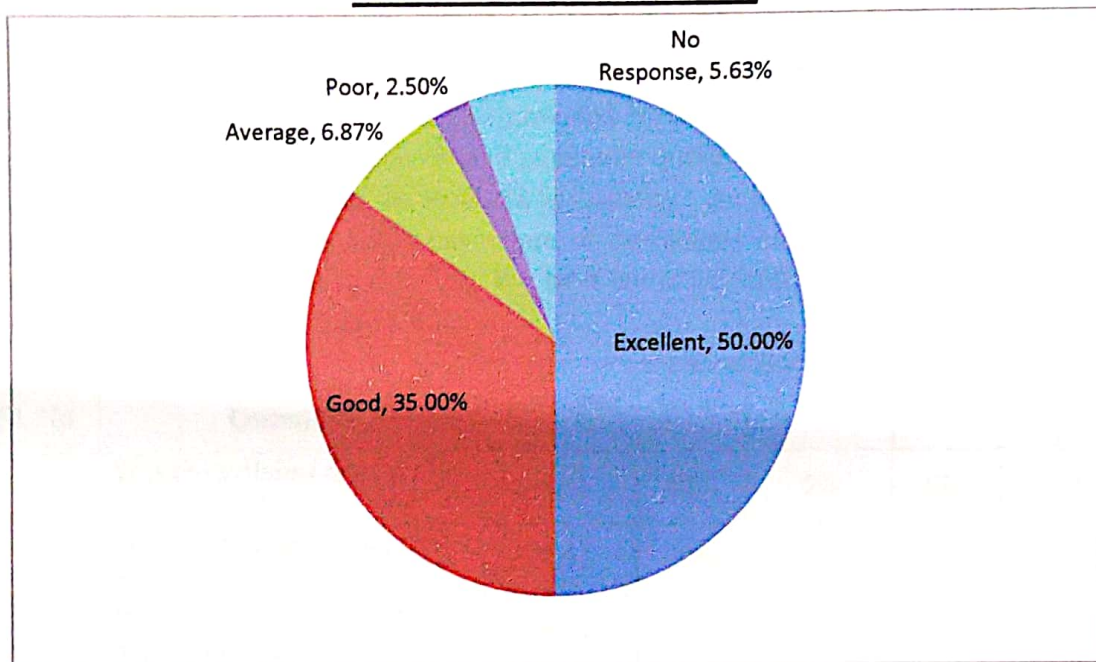
Q. No. /Sl. No.	Parameters/Nature of Questions	Opinion/Rating				% of response
		Excellent	Good	Average	Poor	
1	Was the syllabus relevant to your course?	60%	25%	15%	0%	100
2	Was the syllabus updated enough?	35%	25%	20%	5%	85
3	Was the syllabus content delivery interesting?	50%	30%	10%	10	100
4	Was the course fulfilling curriculum expectation?	60%	40%	0%	0%	100
5	Have you learn any skills in due course of your study?	40%	50%	0%	0%	90
6	Dose the syllabus create any interest to pursue post graduation/research in the particular topic?	55%	25%	5%	5%	90
7	How do you read the courses that you have learnt suiting the requirements of your present job?	60%	30%	5%	0%	95
8	How do you rate the experience in terms of their relevance to the real life application?	40%	55%	0%	0%	95
Average rating		50	35	6.87	2.5	94.37

We have received feedback from 60 nos. of alumni through offline process on curriculum and the facilities provided by the College. Average rating of alumni feedback responses found to be at 94.37%. Percentage of no response is 5.63.

The ratings given by the Alumni were Excellent- 50%, Good- 35%, Average- 6.87% & Poor- 2.5% respectively. As per the feedback data, alumni are satisfied with course curriculum and the facilities provided by the College.

The **PIE CHART** below shows the result of the Tabular Analysis of Alumni feedback in format of average rating given on the parameters/particulars mentioned in the feedback form.

ALUMNI FEEDBACK



Handwritten signature

Co-ordinator
IQAC, Moirabari College

Co-ordinator
IQAC
Moirabari College



Office of the Coordinator
INTERNAL QUALITY AND ASSURANCE CELL
MOIRABARI COLLEGE
MOIRABARI:MORIGAON:ASSAM

From
Dallil Uddin Ahmed, M.A. M.B.A.(HR)
Coordinator
IQAC, Moirabari College



Ref -IQAC/MC/

Date:

Feedback from Alumni and Its Analysis Report:

Academic Session 2021-22

We, the members of the Feedback Committee, have designed general feedback form for the alumni on syllabus and facilities provided by the college annually which includes eight (8) parameters. A well designed and structured questionnaire has been used to collect the responses. The objective of the feedback is to analyze the importance and relevant of the course and curriculum, the functional nature of the course and the influence of campus environment of the College in their life. We have collected feedback from fifty (50) alumni only in the academic session 2021-22.

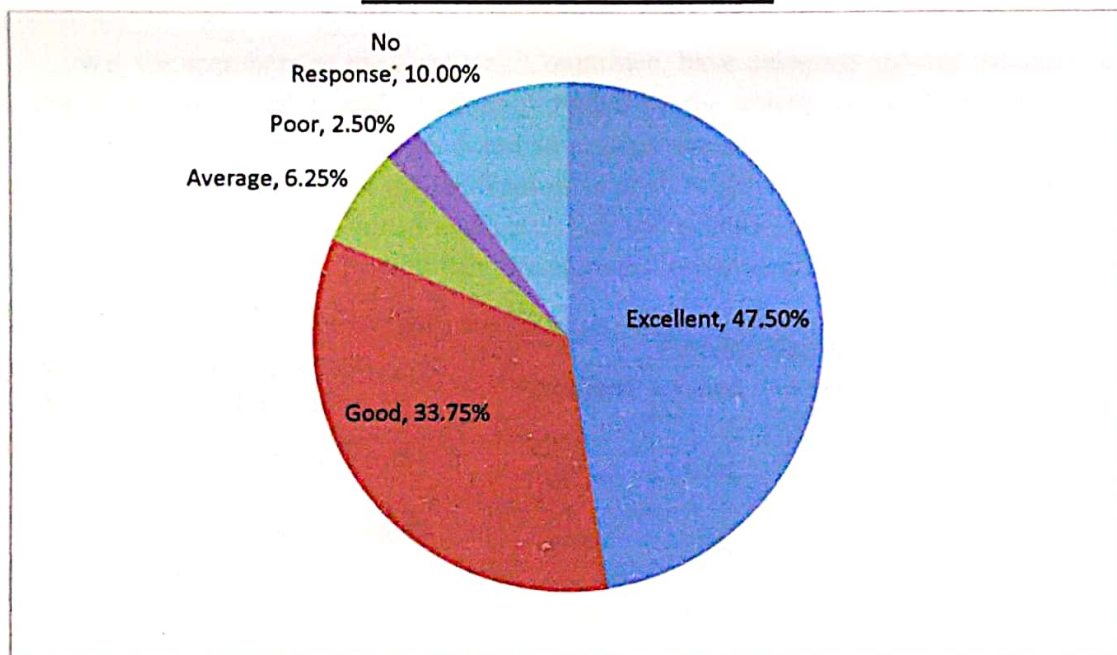
Q. No. /Sl. No.	Parameters/Nature of Questions	Opinion/Rating				% of response
		Excellent	Good	Average	Poor	
1	Was the syllabus relevant to your course?	50%	40%	5%	0%	95
2	Was the syllabus updated enough?	70%	20%	5%	5%	100
3	Was the syllabus content delivery interesting?	50%	30%	5%	10	95
4	Was the course fulfilling curriculum expectation?	60%	20%	5%	0%	85
5	Have you learn any skills in due course of your study?	20%	40%	20%	0%	80
6	Dose the syllabus create any interest to pursue post graduation/research in the particular topic?	20%	50%	10%	5%	85
7	How do you read the courses that you have learnt suiting the requirements of your present job?	50%	30%	0%	0%	80
8	How do you rate the experience in terms of their relevance to the real life application?	60%	40%	0%	0%	100
Average rating		47.5	33.75	6.25	2.5	90

We have received feedback from 50 nos. of alumni through offline process on curriculum along with other academic related matters. Average rating of parent feedback responses found to be at 90%. Percentage of no response is 10.

The ratings given by the Alumni were Excellent- 47.5%, Good- 33.75%, Average- 6.25% & Poor- 2.5% respectively. The analysis of overall feedback of alumni shows that majority of alumni are happy with overall performance of the institution.

The **PIE CHART** below shows the result of the Tabular Analysis of Alumni feedback in format of average rating given on the parameters/particulars mentioned in the feedback form.

ALUMNI FEEDBACK



Co-ordinator
IQAC, Moirabari College

Co-ordinator
IQAC
Moirabari College



Office of the Coordinator
INTERNAL QUALITY AND ASSURANCE CELL
MOIRABARI COLLEGE
MOIRABARI, MORIGAON, ASSAM

From

Dalil Uddin Ahmed, M.A. M.B.A.(HR)
Coordinator
IQAC, Moirabari College

Date

Ref -IQAC/MC/



Feedback from Alumni and Its Analysis Report:

Academic Session 2020-21

We, the members of the Feedback Committee, have designed general feedback form for the alumni on syllabus and facilities provided by the college annually which includes eight (8) parameters. A well designed and structured questionnaire has been used to collect the responses. The objective of the feedback is to analyze the importance and relevant of the course and curriculum, the functional nature of the course and the influence of campus environment of the College in their life. We have collected feedback from forty (40) alumni only in the academic session 2020-21.

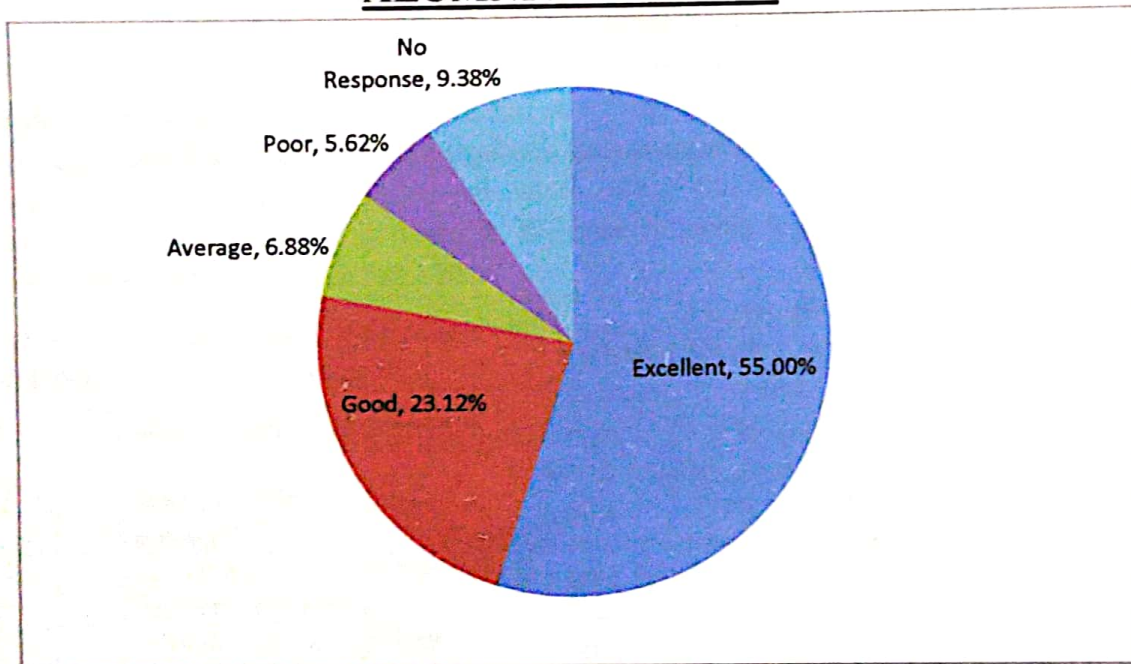
Q. No. /Sl. No.	Parameters/Nature of Questions	Opinion/Rating				% of response
		Excellent	Good	Average	Poor	
1	Was the syllabus relevant to your course?	50%	30%	10%	10%	100
2	Was the syllabus updated enough?	40%	30%	5%	5%	80
3	Was the syllabus content delivery interesting?	30%	50%	15%	5	100
4	Was the course fulfilling curriculum expectation?	40%	20%	10%	10%	80
5	Have you learn any skills in due course of your study?	80%	10%	0%	0%	90
6	Dose the syllabus create any interest to pursue post graduation/research in the particular topic?	60%	20%	5%	5%	90
7	How do you read the courses that you have learnt suiting the requirements of your present job?	80%	5%	0%	0%	85
8	How do you rate the experience in terms of their relevance to the real life application?	60%	20%	10%	10%	100
Average rating		55	23.12	6.88	5.62	90.62

We have received feedback from 40 nos. of alumni through offline process on curriculum along with other academic related matters. Average rating of parent feedback responses found to be at 90.62%. Percentage of no response is 9.38.

The ratings given by the Alumni were Excellent- 55%, Good- 23.12%, Average- 6.88% & Poor- 5.62% respectively. Our alumni highly recommend our programs that we run in the institution. They also have shown satisfaction with the skills and knowledge that our students attain from the programs that is they are highly satisfied with the course outcomes.

The **PIE CHART** below shows the result of the Tabular Analysis of Alumni feedback in format of average rating given on the parameters/particulars mentioned in the feedback form.

ALUMNI FEEDBACK



[Signature]
Co-ordinator
IQAC, Moirabari College
Co-ordinator
IQAC
Moirabari College



Office of the Coordinator

INTERNAL QUALITY AND ASSURANCE CELL

MOIRABARI COLLEGE

MOIRABARI:MORIGAON:ASSAM

From

Dalil Uddin Ahmed, M.A. M.B.A.(HR)
Coordinator
IQAC, Moirabari College

Date:

Ref -IQAC/MC/



Feedback from Alumni and Its Analysis Report:

Academic Session 2019-20

We, the members of the Feedback Committee, have designed general feedback form for the alumni on syllabus and facilities provided by the college annually which includes eight (8) parameters. A well designed and structured questionnaire has been used to collect the responses. The objective of the feedback is to analyze the importance and relevant of the course and curriculum, the functional nature of the course and the influence of campus environment of the College in their life. We have collected feedback from fifty (50) alumni only in the academic session 2019-20.

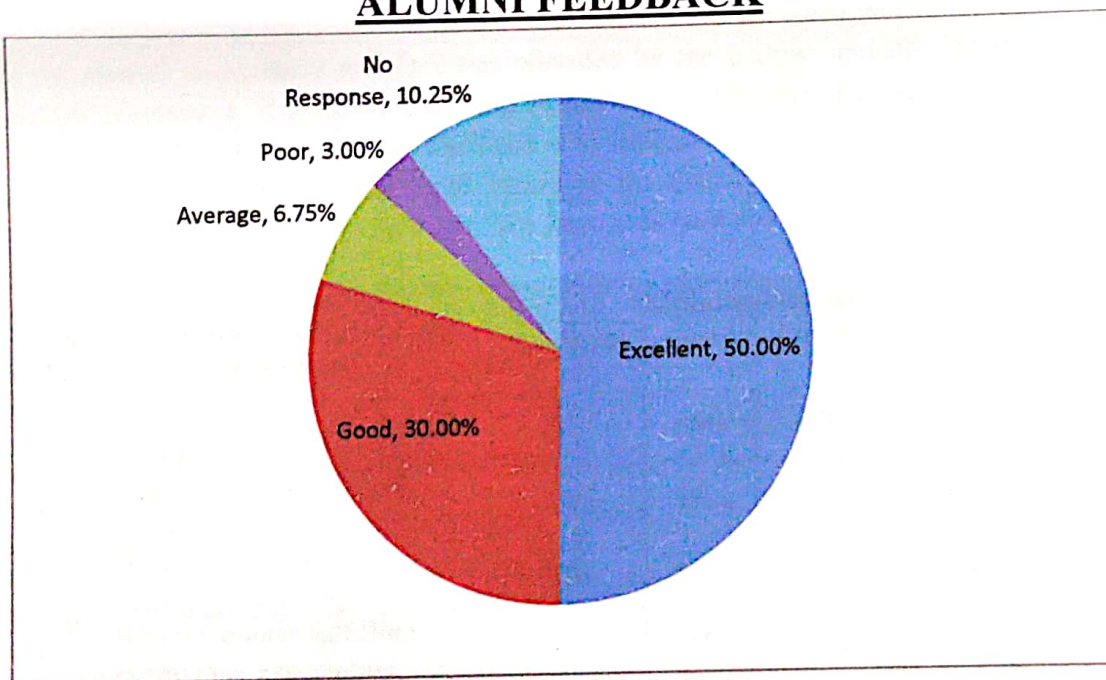
Q. No. /Sl. No.	Parameters/Nature of Questions	Opinion/Rating				% of response
		Excellent	Good	Average	Poor	
1	Was the syllabus relevant to your course?	50%	30%	10%	0%	90
2	Was the syllabus updated enough?	60%	30%	10%	0%	100
3	Was the syllabus content delivery interesting?	50%	40%	0%	0%	90
4	Was the course fulfilling curriculum expectation?	60%	20%	10%	10%	100
5	Have you learn any skills in due course of your study?	40%	30%	10%	10%	90
6	Dose the syllabus create any interest to pursue post graduation/research in the particular topic?	60%	30%	0%	0%	90
7	How do you read the courses that you have learnt suiting the requirements of your present job?	50%	30%	2%	2%	84
8	How do you rate the experience in terms of their relevance to the real life application?	30%	30%	12%	2%	74
Average rating		50	30	6.75	3	89.75

We have received feedback from 50 nos. of alumni through offline process on curriculum along with other academic related matters. Average rating of parent feedback responses found to be at 89.75%. Percentage of no response is 10.25.

The ratings given by the Alumni were Excellent- 50%, Good- 30%, Average- 6.75% & Poor- 3% respectively. They highly satisfied with the learning value of the course. We have seen the filled in feedback forms by alumni and it is observed that they are much satisfied with almost all the points mentioned in the form.

The **PIE CHART** below shows the result of the Tabular Analysis of Alumni feedback in format of average rating given on the parameters/particulars mentioned in the feedback form.

ALUMNI FEEDBACK



Jalil - Sam A D.

Co-ordinator
IQAC, Moirabari College

Co-ordinator
IQAC
Moirabari College



Office of the Coordinator
INTERNAL QUALITY AND ASSURANCE CELL
MOIRABARI COLLEGE
MOIRABARI:MORIGAON:ASSAM

From
 Dalil Uddin Ahmed, M.A. M.B.A.(HR)
 Coordinator
 IQAC, Moirabari College

Date:

Ref -IQAC/MC/



Feedback from Alumni and Its Analysis Report:

Academic Session 2018-19

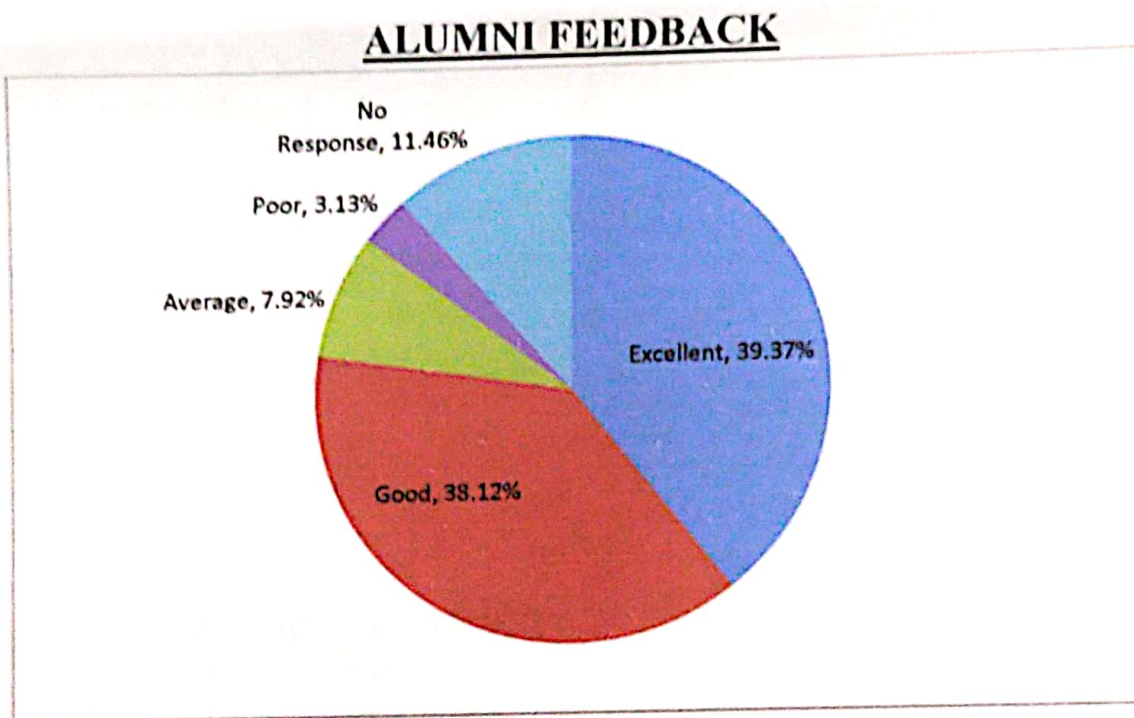
We, the members of the Feedback Committee, have designed general feedback form for the alumni on syllabus and facilities provided by the college annually which includes eight (8) parameters. A well designed and structured questionnaire has been used to collect the responses. The objective of the feedback is to analyze the importance and relevant of the course and curriculum, the functional nature of the course and the influence of campus environment of the College in their life. We have collected feedback from sixty (60) alumni only in the academic session 2018-19.


Q. No. /Sl. No.	Parameters/Nature of Questions	Opinion/Rating				% of response
		Excellent	Good	Average	Poor	
1	Was the syllabus relevant to your course?	35%	50%	10%	5%	100
2	Was the syllabus updated enough?	50%	35%	0%	0%	85
3	Was the syllabus content delivery interesting?	40%	50%	5%	0%	95
4	Was the course fulfilling curriculum expectation?	55%	35%	5%	5%	100
5	Have you learn any skills in due course of your study?	30%	35%	10%	5%	80
6	Dose the syllabus create any interest to pursue post graduation/research in the particular topic?	20%	40%	8.33%	5%	73.33
7	How do you read the courses that you have learnt suiting the requirements of your present job?	30%	40%	10%	5%	85
8	How do you rate the experience in terms of their relevance to the real life application?	55%	20%	15%	0%	90
Average rating		39.37	38.12	7.92	3.13	88.54

We have received feedback from 60 nos. of alumni through offline process on curriculum along with other academic related matters. Average rating of parent feedback responses found to be at 88.54%. Percentage of no response is 11.46.

The ratings given by the Alumni were Excellent- 39.37%, Good- 38.12%, Average- 7.92% & Poor- 3.13% respectively. They highly satisfied with the learning value of the course. We have seen the filled in feedback forms by alumni and it is observed that they are much satisfied with almost all the points mentioned in the form.

The **PIE CHART** below shows the result of the Tabular Analysis of Alumni feedback in format of average rating given on the parameters/particulars mentioned in the feedback form.




Co-ordinator
IQAC, Moirabari College
Co-ordinator
IQAC
Moirabari College